


RESA
Capability Solutions

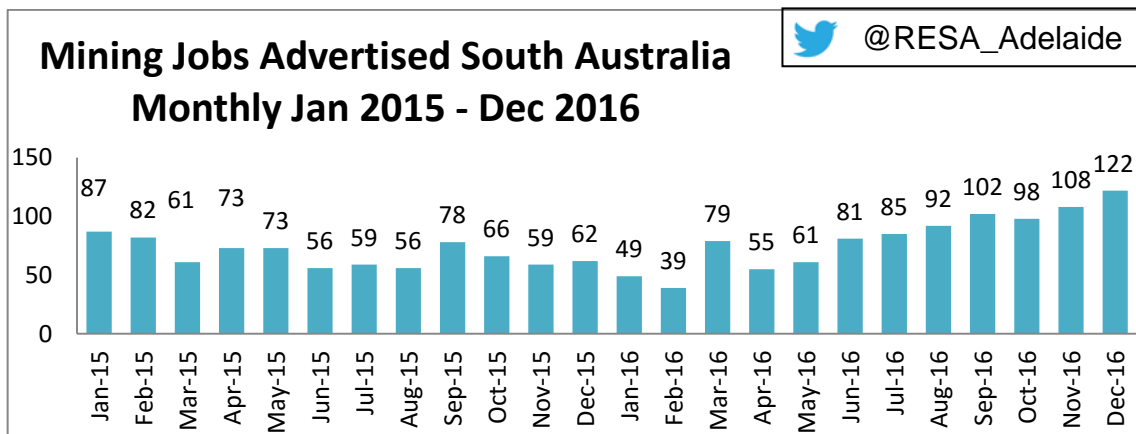
South Australian Resources Sector Hiring Intentions

FY 2016-2017 – December Summary

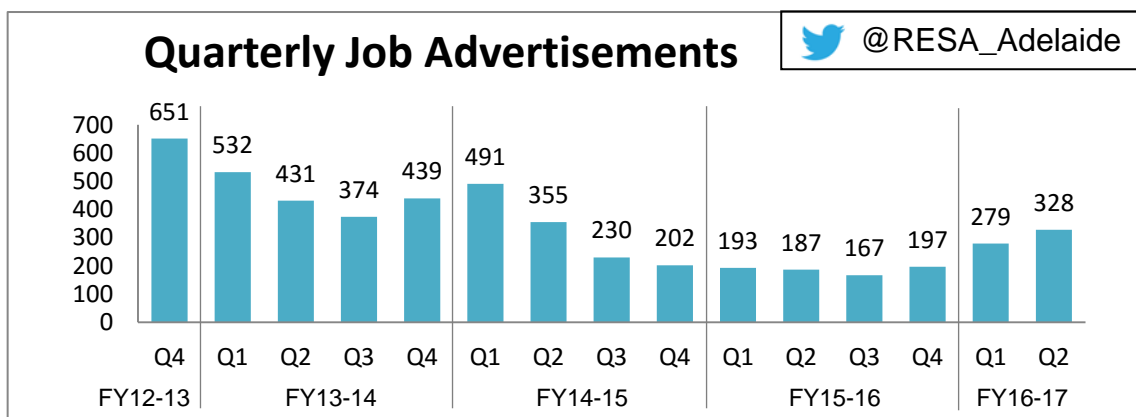


The Resources and Engineering Skills Alliance collects and analyses South Australian resources sector jobs data and has done so for more than five years. The [RESA South Australia Mining and Resources Sector Hiring Intentions Report](#)¹ provides a lead indicator of hiring intentions and market sentiment. In December 122 mining and resources advertisements for jobs were placed for roles in South Australia, which is the highest number of advertised positions since October 2014. This represents seven months of positive job growth for the sector. December's results are a continuation of the strong starting figures for FY16-17 and indicate the mining jobs market is showing signs of recovery.

Graph 1



Graph 2

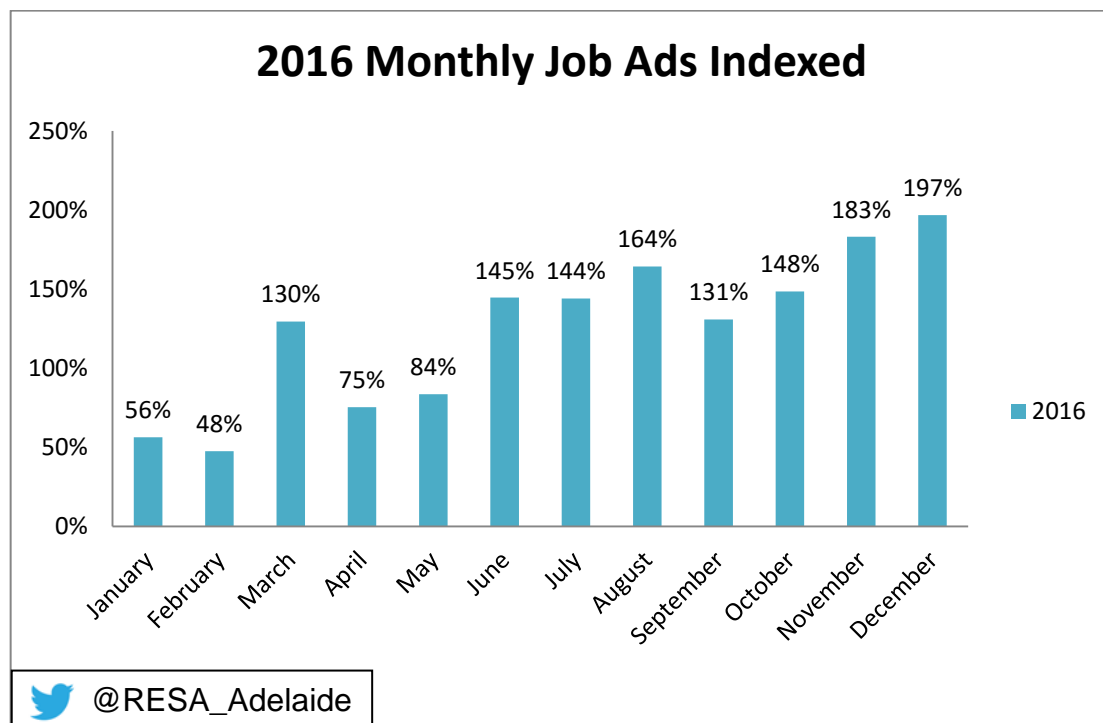


¹ RESA monitors online job advertisements for vacancies for occupations in the resources sector based in South Australia. Where a single vacancy is for multiple positions it is counted as one vacancy.

INDEX DATA

Job Ads analysis for 2016 indicates that since June, the number of jobs advertised has been growing when indexed in a simple comparison against the corresponding month in the previous year. Graph 3 shows this year's result as a percentage of the previous year's advertisements. Seven months of positive growth provides a leading indicator of employment intentions (labour demand) in the South Australian Mining Industry.

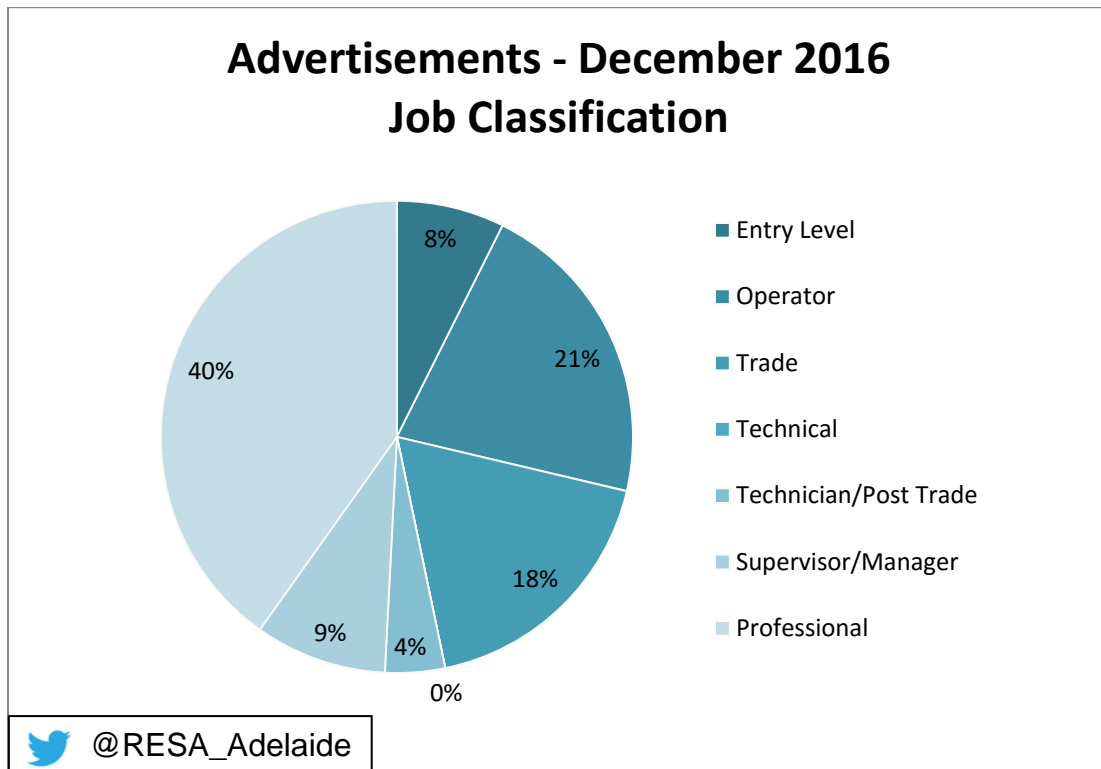
Graph 3



JOB CLASSIFICATION

Graph 4 shows that in December 2016, the greatest job role demand (40%) was for professionals, followed by trades and operator occupations. This appears to be consistent with projects being in planning and development stage and the quest for efficiency on site.

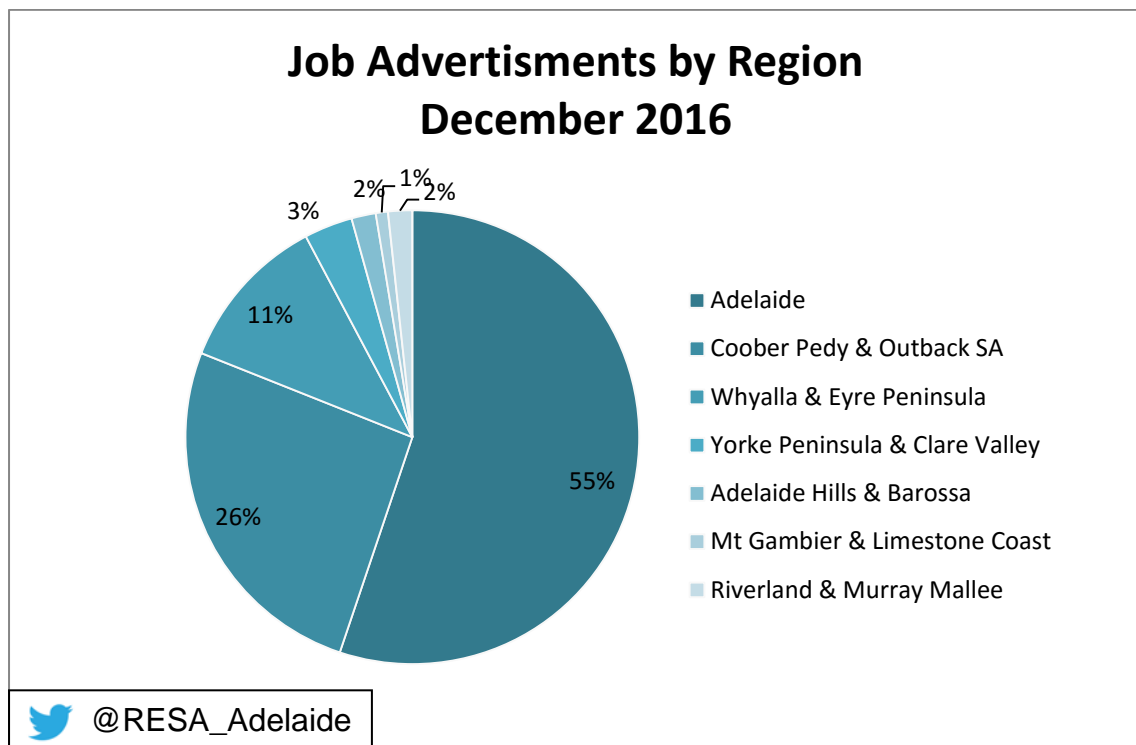
Graph 4



LOCATION

The majority of positions advertised in December were in the Adelaide metropolitan area. This may be a false indication of location, as it includes agencies based in the metro area that are advertising for roles and operations in regional South Australia. Of note this month is that over 45% of the roles advertised were explicitly for non-metropolitan South Australia, a positive indicator for regional employment as projects in the regions are developed and operated.

Graph 5



CONCLUSION

During the last seven month period the number of advertised vacancies has continued to increase and is now at the highest levels since Q2 2014 over the last 7 months South Australia has recorded significant growth in jobs advertised, at a rate 131 - 197% of previous years' advertisements.

It is apparent that mining activity is increasing a number of expanding and restarted operations recruiting during this period. It appears likely we will see ongoing employment opportunities in the sector. The development of the second slope at Olympic Dam (BHP Billiton), restart at Cairn Hill as a copper / gold mine (Cu-River Mining) and recommissioned Challenger mine (WPG Resources Ltd) have all contributed to the growth in opportunities.

Despite difficult economic conditions, Mining continues to play an important part in South Australia's economy, particularly as a contributor to the important economic driver, goods exports. The Commonwealth Department of Foreign Affairs report for tradeable exports during 2014-15 indicates that four of the top ten items in South Australian goods trades are mining products, and that copper, when each of its forms is summed e.g. copper and copper ore and concentrate, is the largest export by dollar value.

ABOUT THIS REPORT

The South Australia Mining and Energy Hiring Intentions Report is a quarterly indicator compiled by RESA based upon publicly available data. This report focusses on job advertisements as an indicator of employment trends rather than as a summary of total employment or economic activity in the sector, and as such is intended as a measure of market sentiment.

A monthly jobs report blog is posted at www.resa.org.au/blog. RESA also produce a month eNewsletter which includes a summary and link to the monthly jobs report blog. Subscribe to the eNews at www.resa.org.au/e-news.



RESA
Capability Solutions

HEAD OFFICE

1 South Road, Thebarton, South Australia 5031
Phone 08 7325 8555

info@resa.org.au | www.resa.org.au



Resources and Engineering Skills Alliance



@RESA_Adelaide



RESA - Resources and Engineering Skills Alliance