


RESA
Capability Solutions

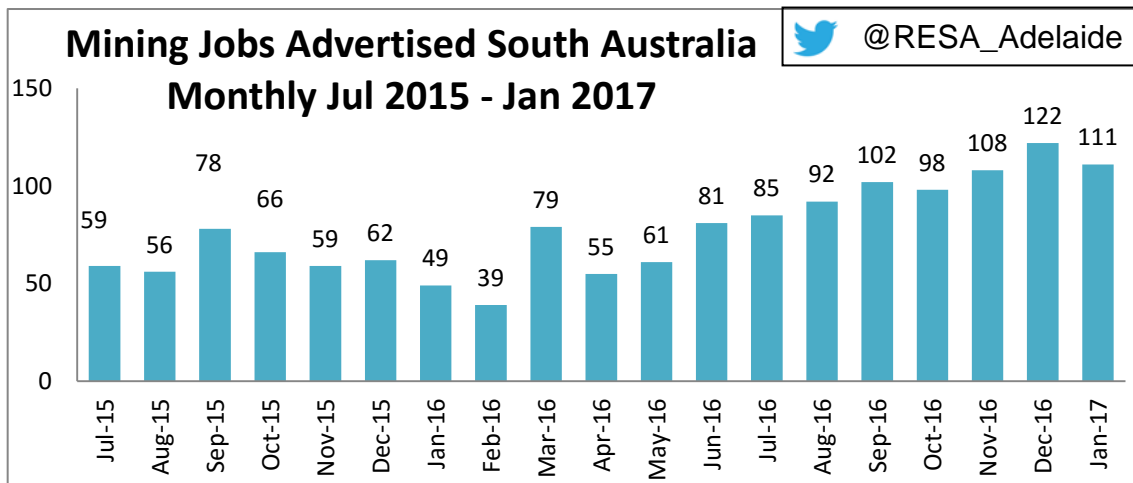
South Australian Resources Jobs Report Vacancy Analysis

FY 2016-2017 – January Summary

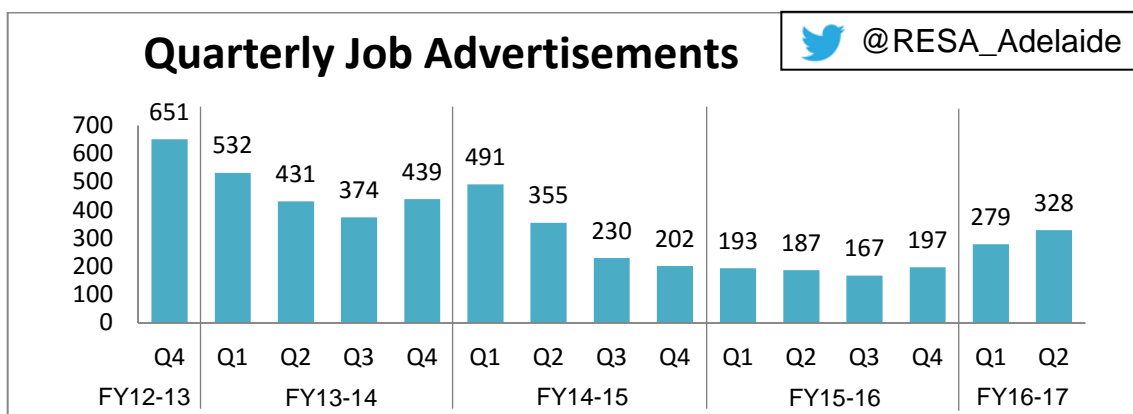


The Resources and Engineering Skills Alliance collects and analyses South Australian resources sector jobs data and has done so for more than five years. The [RESA South Australia Mining and Resources Jobs Reports Vacancy Analysis](#)¹ provides a lead indicator of hiring intentions and market sentiment. In January 111 mining and resources advertisements for jobs were placed for roles in South Australia. While December saw more advertisements, January’s result still represents eight months of positive job growth for the sector. It should also be kept in mind January is traditionally a slow month for recruitment, receiving the 2nd highest amount of job advertisements since 2014 is a promising result, indicating the jobs market has the potential for further growth.

Graph 1



Graph 2



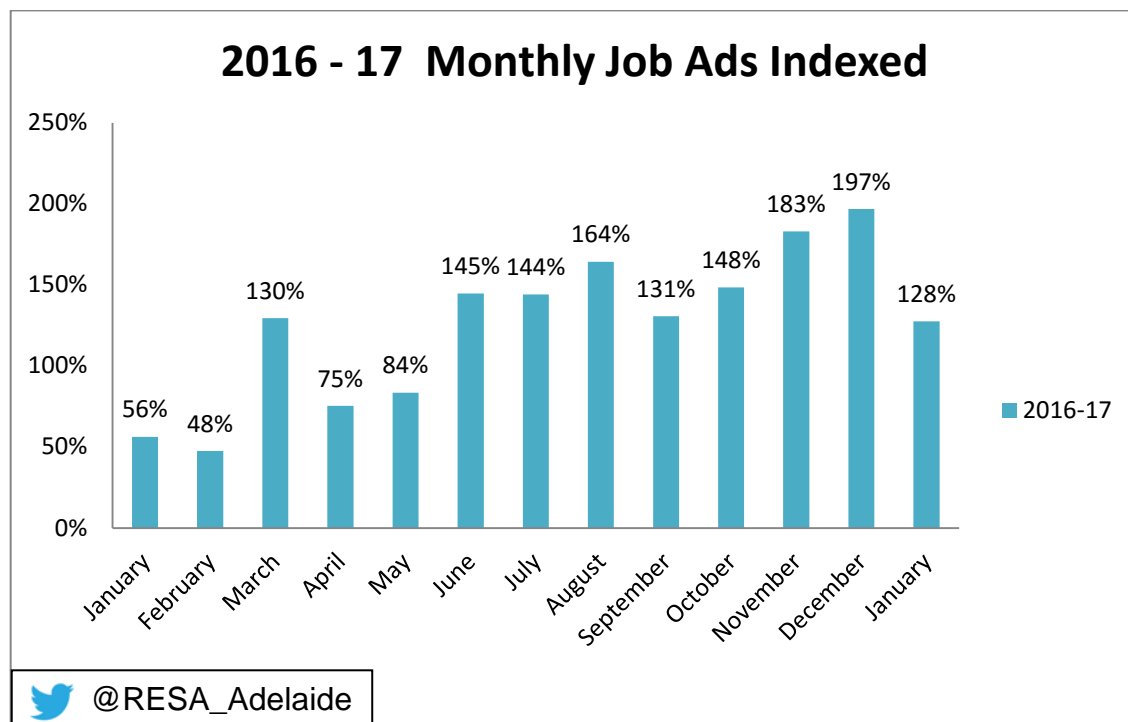
¹ RESA monitors online job advertisements for vacancies for occupations in the resources sector based in South Australia. Where a single vacancy is for multiple positions it is counted as one vacancy.

INDEX DATA

Job Ads analysis for 2016-17 indicates that since June, the number of jobs advertised has been growing when indexed in a simple comparison against the corresponding month in the previous year. Graph 3 shows this year's result as a percentage of the previous year's advertisements. Eight months of positive growth provides a leading indicator of employment intentions (labour demand) in the South Australian Mining Industry.

It should be noted that January 2017 improved markedly on January 2016 and 2015, and was just 8 advertisements shy of those recorded during the mining boom in January 2014.

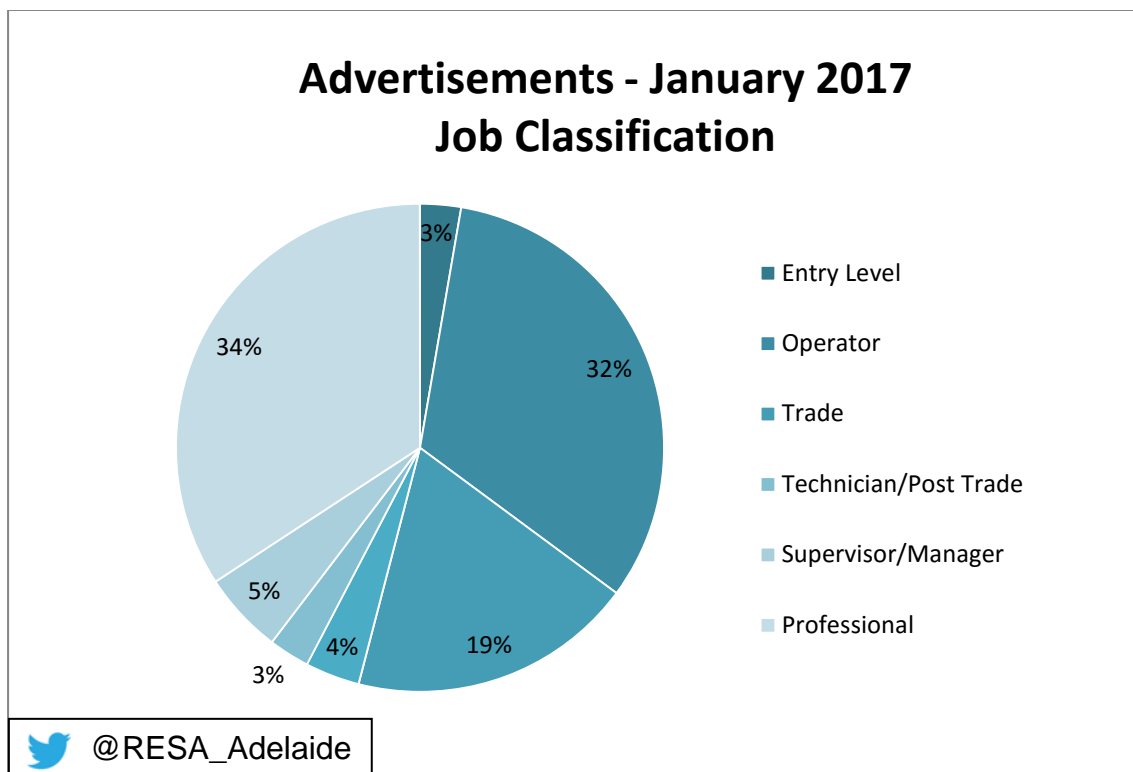
Graph 3



JOB CLASSIFICATION

Graph 4 shows that in January 2017 professionals and operators shared in the greatest job demand, in comparison to December 2016 when professionals had the greatest demand by almost 20%. Jobs classification is coming back into balance away from a dominance of professionals earlier, this appears to indicate that resources projects are moving from planning towards construction and development stage and increasing operations, either from new projects or moving from care and maintenance into production again.

Graph 4

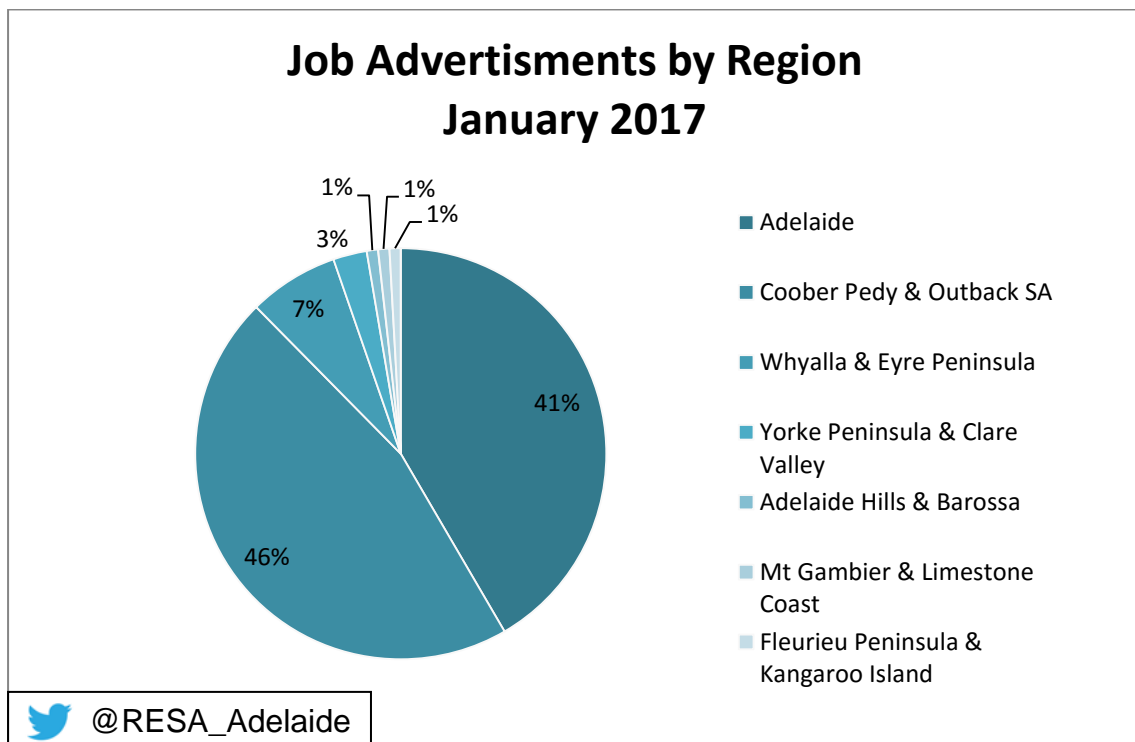


LOCATION

January also showed the split between the Adelaide metropolitan area and Coober Pedy and Outback SA. Almost 60% of advertised roles were regional in January are coming into balance; this again is a shift from the December 2016 data where 55% were Adelaide based.

Graph 5 depicts most job opportunities were in Coober Pedy and Outback SA. Supporting the Job Classification data, this is consistent with recruiting for increasing mining activity in a number of expanding and restarted operations during this period including; (1) the development of the second slope at Olympic Dam (BHP Billiton), (2) the restart at Cairn Hill as a copper / gold mine (Cu-River Mining) (3) the recommissioned Challenger mine (WPG Resources Ltd) (4) Carapeteena project and its decline (OZ Minerals and subcontractor Pybar) and (5) the Portia Gold mine (Havilah) which reopened in mid-2016. These projects have all contributed to the growth in opportunities.

Graph 5



CONCLUSION

During the last eight month period the number of advertised vacancies has continued to increase and is now at the highest levels since Q2 2014 over the last 8 months South Australia has recorded significant growth in jobs advertised, at a rate 131 - 197% of previous years' advertisements and since February 2016 more than 1000 vacancies have been listed.

Despite challenging market conditions, mining continues to play an important part in South Australia's economy, particularly as a contributor to the important economic driver, goods exports. It is apparent that mining activity is increasing with number of expanding and restarted operations recruiting during this period. It appears likely we will see ongoing employment opportunities in the sector.

ABOUT THIS REPORT

The South Australia Mining and Energy Hiring Intentions Report is a quarterly indicator compiled by RESA based upon publicly available data. This report focusses on job advertisements as an indicator of employment trends rather than as a summary of total employment or economic activity in the sector, and as such is intended as a measure of market sentiment.

A monthly jobs report blog is posted at www.resa.org.au/blog. RESA also produce a month eNewsletter which includes a summary and link to the monthly jobs report blog. Subscribe to the eNews at www.resa.org.au/e-news.



HEAD OFFICE

1 South Road, Thebarton, South Australia 5031
Phone 08 7325 8555

info@resa.org.au | www.resa.org.au



Resources and Engineering Skills Alliance



@RESA_Adelaide



RESA - Resources and Engineering Skills Alliance