


**RESA**  
Capability Solutions

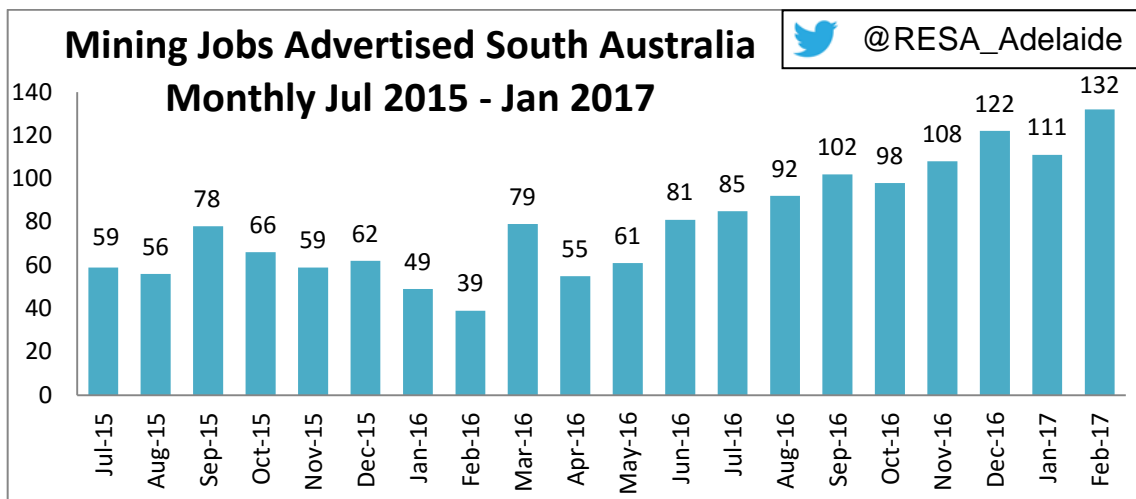
# South Australian Resources Jobs Report Vacancy Analysis

FY 2016-2017 – February Summary

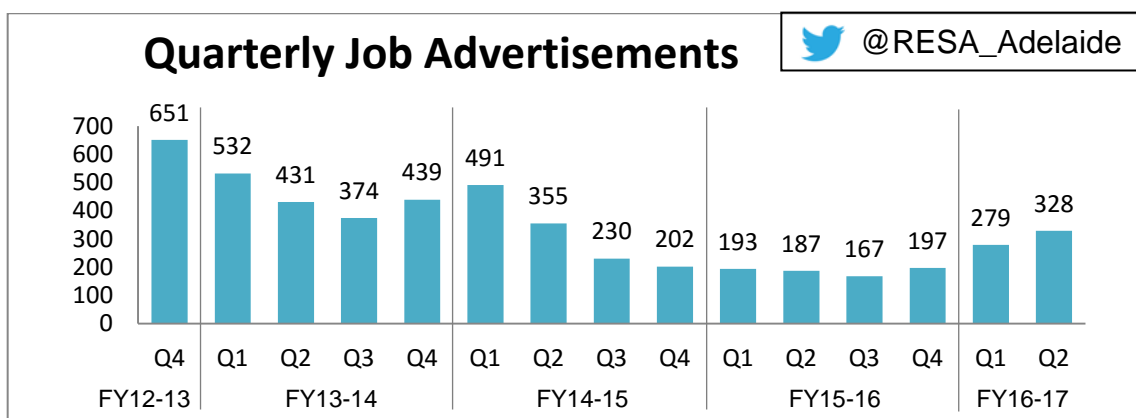


The Resources and Engineering Skills Alliance collects and analyses South Australian resources sector jobs data and has done so for more than five years. The [RESA South Australia Mining and Resources Jobs Reports Vacancy Analysis](#)<sup>1</sup> provides a lead indicator of hiring intentions and market sentiment. In February 132 mining and resources advertisements for jobs were placed for roles in South Australia building on the growth seen in January. This is the highest amount of job advertisements since October 2014 and a very promising result as January /February are traditionally slow months for recruitment. These results indicate that the job market growth is continuing.

Graph 1



Graph 2



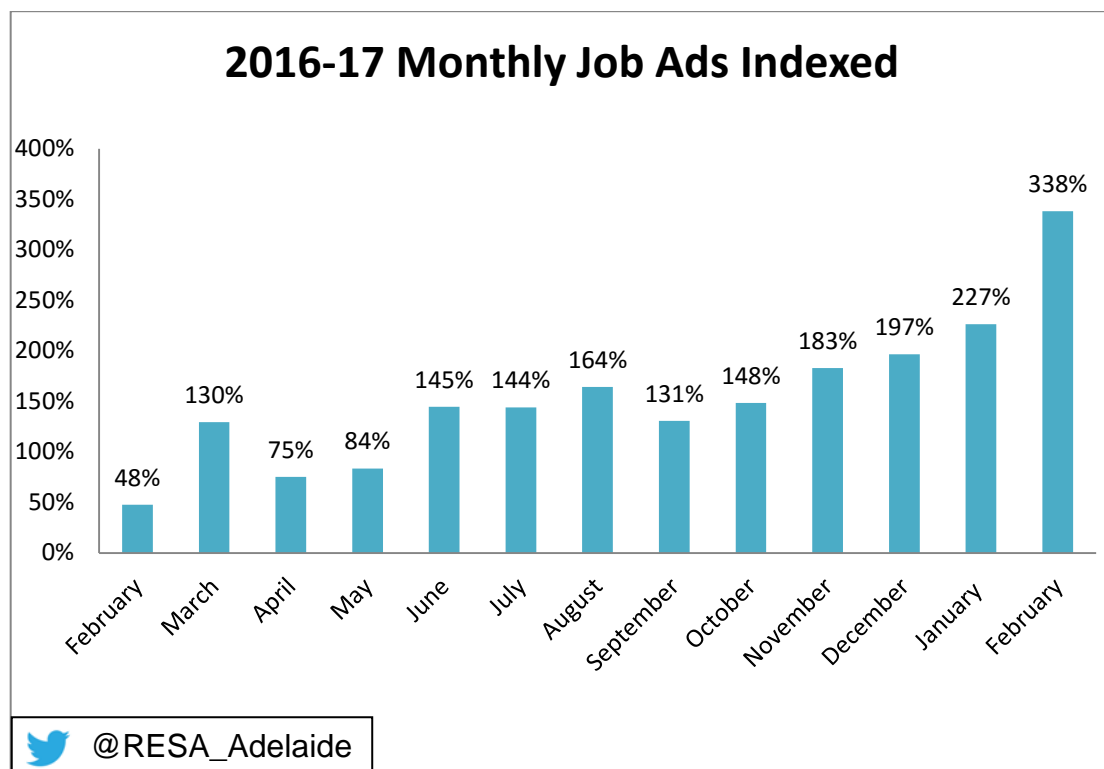
<sup>1</sup> RESA monitors online job advertisements for vacancies for occupations in the resources sector based in South Australia. Where a single vacancy is for multiple positions it is counted as one vacancy.

## INDEX DATA

Job Ads analysis for 2016-17 indicates that since June, the number of jobs advertised has been growing when indexed in a simple comparison against the corresponding month in the previous year. Graph 3 shows this year's result as a percentage of the previous year's advertisements. Nine months of positive growth provides a leading indicator of employment intentions (labour demand) in the South Australian Mining Industry.

February 2017 improved markedly on February 2016 and 2015, continuing the substantial growth from January.

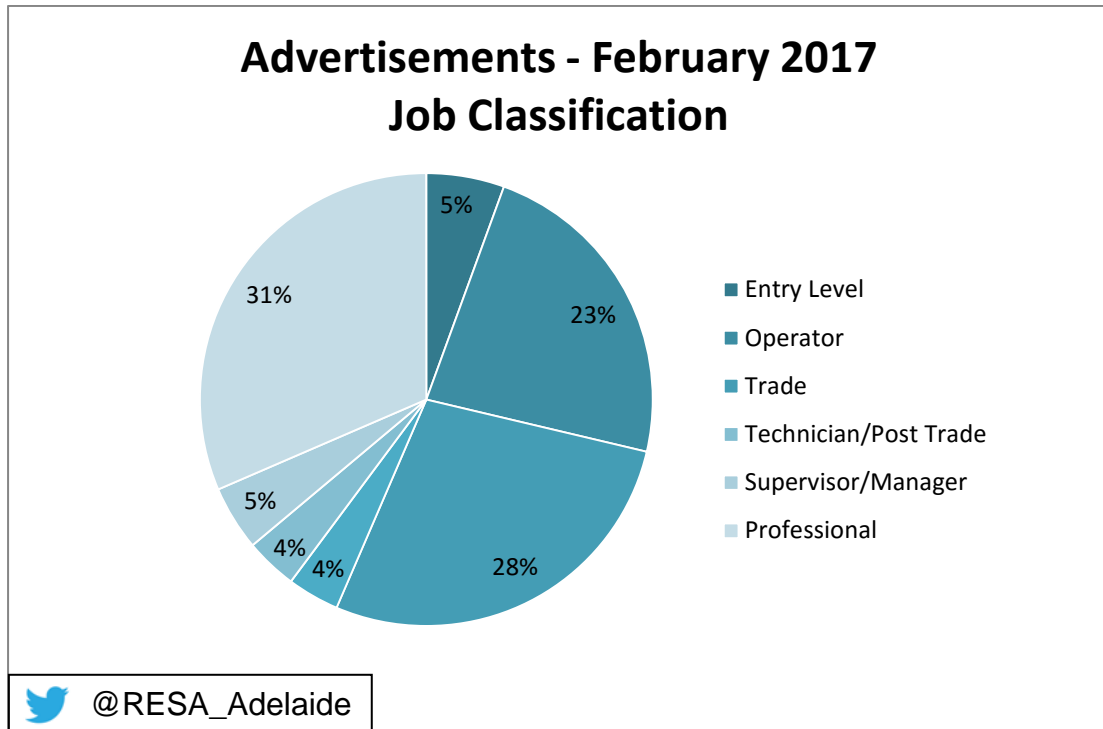
Graph 3



## JOB CLASSIFICATION

Graph 4 shows that in February 2017 professionals, operators and trades shared in the greatest job demand. Trade advertisements were up 10% from December/January.

Graph 4



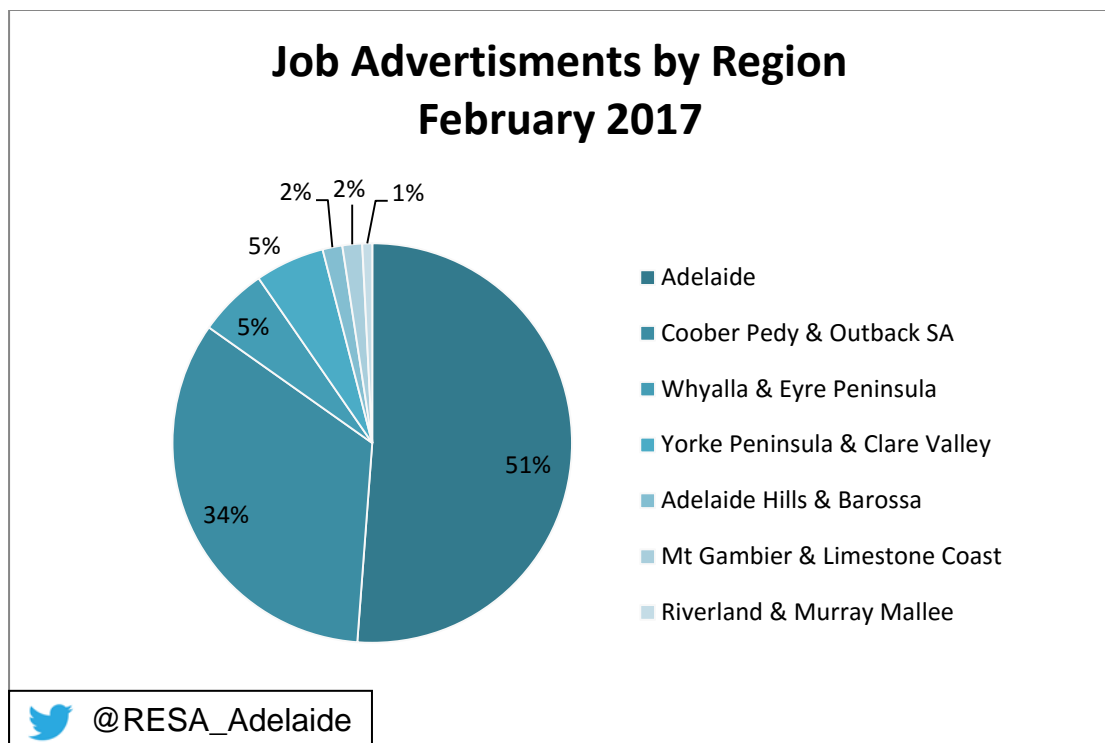
It is noted that during February advertisements in the Energy sector have started to appear in roles ranging from technical specialists and research leaders to operators and trades. This appears to be a response to the need for a reliable energy supply following the blackouts experienced in South Australia during December 2016.

## LOCATION

February saw the shift swing back to the Adelaide metropolitan area being the region where the majority of the positions advertised. Coober Pedy and Outback SA continuing to be a second most advertised region.

Of note this month is that 49% of the roles advertised were explicitly for non-metropolitan South Australia, a positive indicator for regional employment as projects in the regions are developed and operated.

Graph 5



## **CONCLUSION**

During the last nine month period the number of advertised vacancies has continued to increase and is now at the highest levels since Q2 2014. Over the last 9 months South Australia has recorded significant growth in jobs advertised, at a rate 131% - 326% of the previous years' advertisements. Since February 2016 more than 1000 vacancies have been listed.

RESA's collected data is also confirmed by several other indicators, including counts monitored by the Department of Employment. Their indicator, the [Internet Vacancy Index](#), recorded a 13.5% year-on-year increase to total job ads, which when combined with our data paints a strong picture of increased mining activity as part of a general increase in South Australian economic activity. As mining is a key contributor to the South Australian economy, ongoing expansion and operations in the sector will form a key part of South Australia's economic growth going forward.

## **ABOUT THIS REPORT**

*The South Australia Mining and Energy Hiring Intentions Report is a quarterly indicator compiled by RESA based upon publicly available data. This report focusses on job advertisements as an indicator of employment trends rather than as a summary of total employment or economic activity in the sector, and as such is intended as a measure of market sentiment.*

*A monthly jobs report blog is posted at [www.resa.org.au/blog](http://www.resa.org.au/blog). RESA also produce a month eNewsletter which includes a summary and link to the monthly jobs report blog. Subscribe to the eNews at [www.resa.org.au/e-news](http://www.resa.org.au/e-news).*



**HEAD OFFICE**

1 South Road, Thebarton, South Australia 5031  
Phone 08 7325 8555

[info@resa.org.au](mailto:info@resa.org.au) | [www.resa.org.au](http://www.resa.org.au)



Resources and Engineering Skills Alliance



@RESA\_Adelaide



RESA - Resources and Engineering Skills Alliance