


RESA
Capability Solutions

South Australian Resources Jobs Report Vacancy Analysis

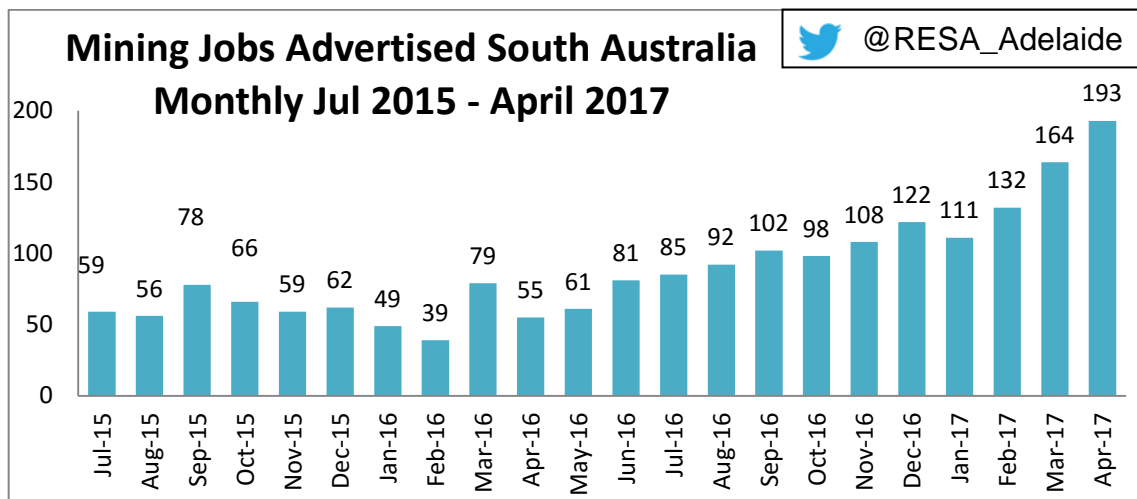
FY 2016-2017 – April Summary



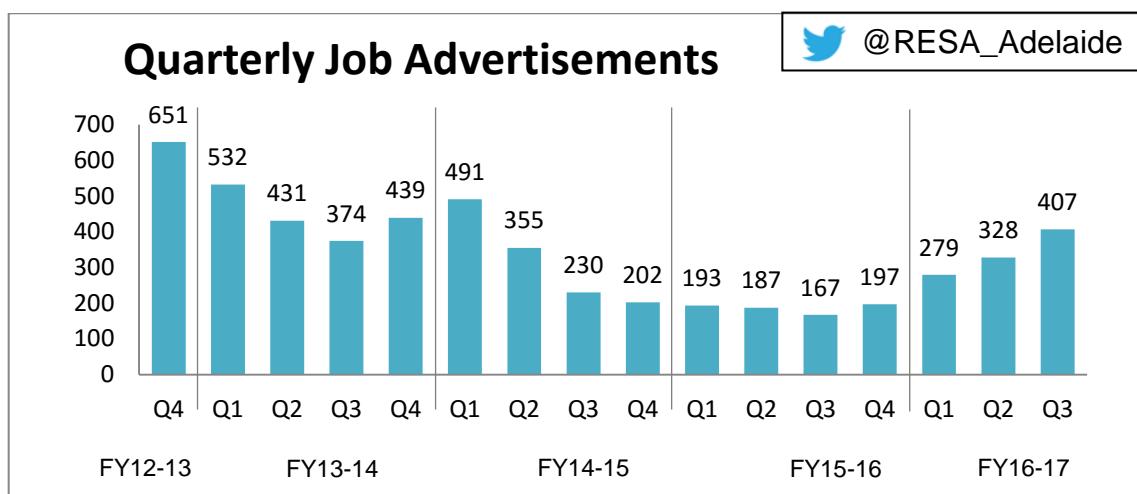
The Resources and Engineering Skills Alliance collects and analyses South Australian resources sector jobs data and has done so for more than five years. The [RESA South Australia Mining and Resources Jobs Reports Vacancy Analysis](#)¹ provides a lead indicator of hiring intentions and market sentiment. In April 193 mining and resources advertisements for jobs were placed for roles in South Australia, this is the highest amount of job advertisements since October 2014.

This represents a promising start to Quarter 4 2016/17 with a continuation of growth in the industry demonstrated throughout this financial year.

Graph 1



Graph 2

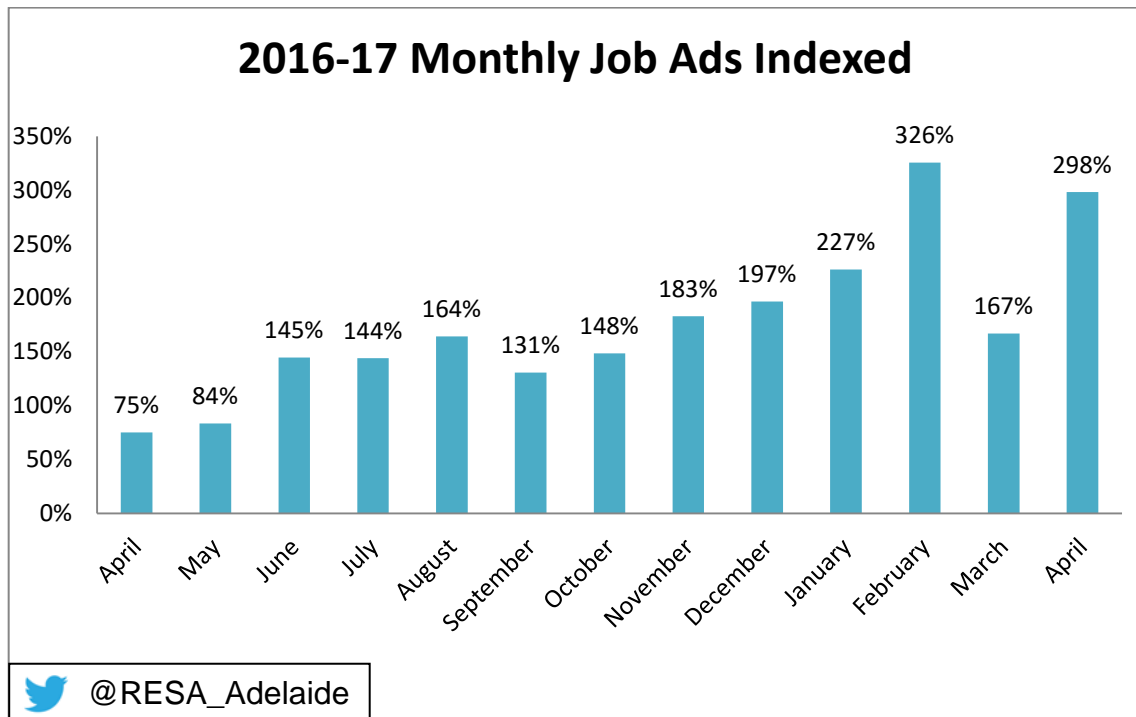


¹ RESA monitors online job advertisements for vacancies for occupations in the resources sector based in South Australia. Where a single vacancy is for multiple positions it is counted as one vacancy.

INDEX DATA

Job Ads analysis for 2016-17 indicates that since June, the number of jobs advertised has been growing when indexed in a simple comparison against the corresponding month in the previous year. Graph 3 shows this year's result as a percentage of the previous year's advertisements. Eleven months of positive growth provides a leading indicator of employment intentions (labour demand) in the South Australian Mining Industry.

Graph 3



JOB CLASSIFICATION

Graph 4 shows that in April 2017 professionals, operators and trades shared in the greatest job demand. These results are similar to March, indicating a steady demand from particular sites and projects particularly in operational roles (trades and operations combined).

In April, the proportion of entry level opportunities increased to 8% of the total available jobs for the sector. The number of Supervisor/Manager opportunities was almost double the number of March vacancies.

Graph 4

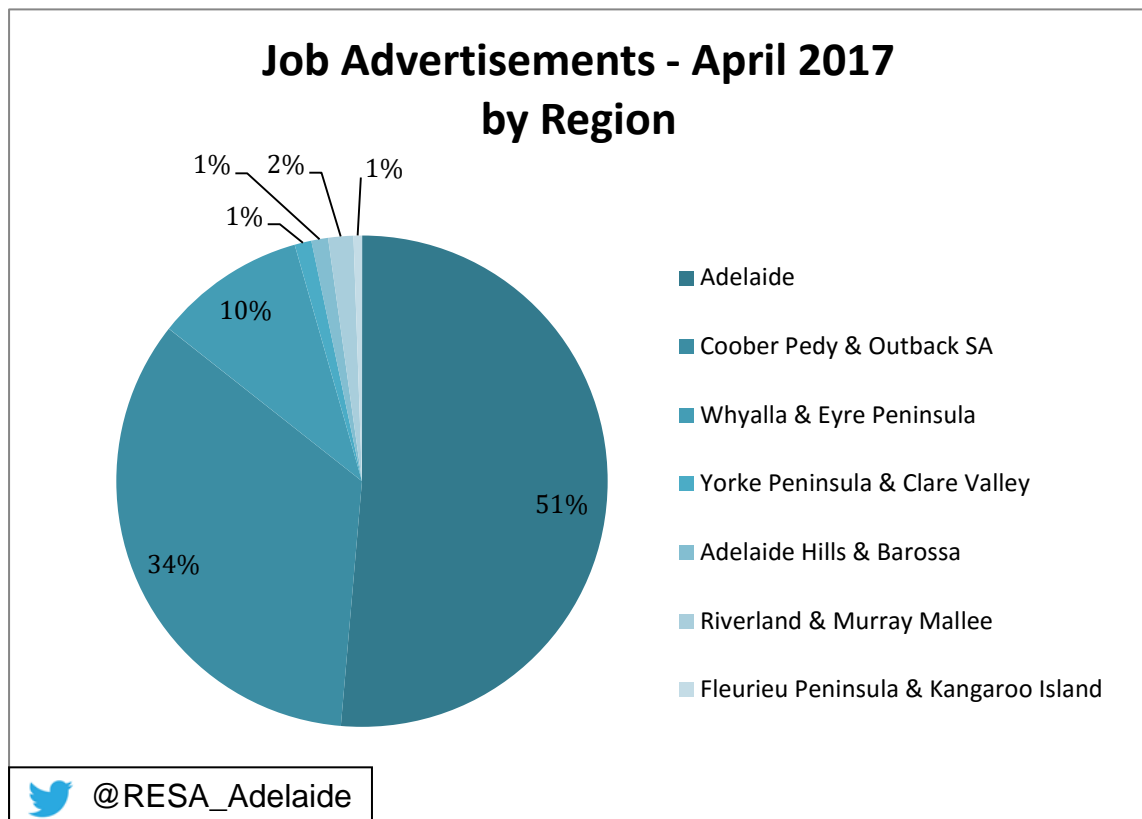


LOCATION

In April the Adelaide metropolitan area continued to be the region for the majority of the positions advertised. With Coober Pedy and Outback SA continuing to be the second most advertised region.

Over 40% of the Adelaide based vacancies were for drilling and blasting, equipment operator, and maintenance positions which are most likely based in regional operations. In addition, 49% of the roles advertised were explicitly for non-metropolitan South Australia, a positive indicator for regional employment as projects in the regions are developed and operated.

Graph 6



CONCLUSION

During the last eleven month period the number of advertised vacancies has continued to increase and is now at the highest levels since Q2 2014. South Australia has recorded significant growth in jobs advertised, at a rate 131% - 326% of the previous years' advertisements.

ABOUT THIS REPORT

The South Australia Mining and Energy Hiring Intentions Report is a quarterly indicator compiled by RESA based upon publicly available data. This report focusses on job advertisements as an indicator of employment trends rather than as a summary of total employment or economic activity in the sector, and as such is intended as a measure of market sentiment.

A monthly jobs report blog is posted at www.resa.org.au/blog. RESA also produce a month eNewsletter which includes a summary and link to the monthly jobs report blog. Subscribe to the eNews at www.resa.org.au/e-news.



HEAD OFFICE

1 South Road, Thebarton, South Australia 5031
Phone 08 7325 8555

info@resa.org.au | www.resa.org.au



Resources and Engineering Skills Alliance



@RESA_Adelaide



RESA - Resources and Engineering Skills Alliance