


**RESA**

Capability Solutions

# South Australian Resources Jobs Report Vacancy Analysis

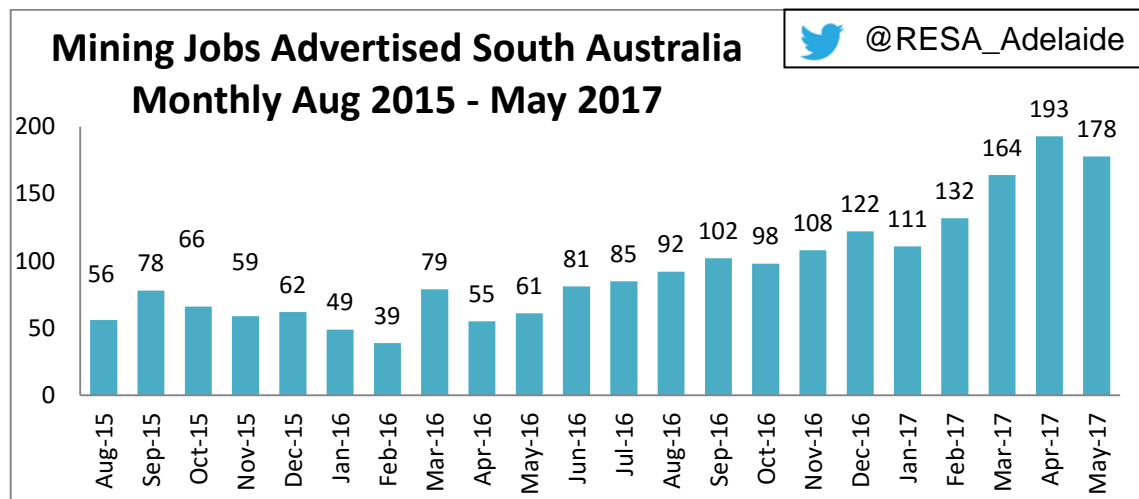
FY 2016-2017 – May Summary



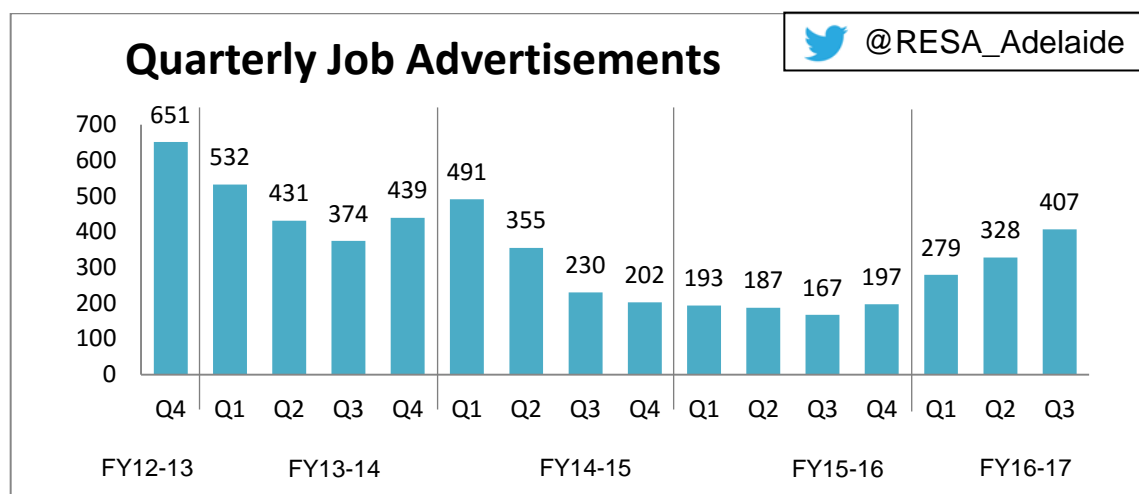
The Resources and Engineering Skills Alliance collects and analyses South Australian resources sector jobs data and has done so for more than five years. The [RESA South Australia Mining and Resources Jobs Reports Vacancy Analysis](#)<sup>1</sup> provides a lead indicator of hiring intentions and market sentiment. In May 178 mining and resources advertisements for jobs were placed for roles in South Australia. With slightly less recorded advertisements than April 2017, May received the second highest results since October 2014.

This builds on a promising start to Quarter 4 2016/17 with a continuation of growth in the industry demonstrated throughout this financial year.

Graph 1



Graph 2

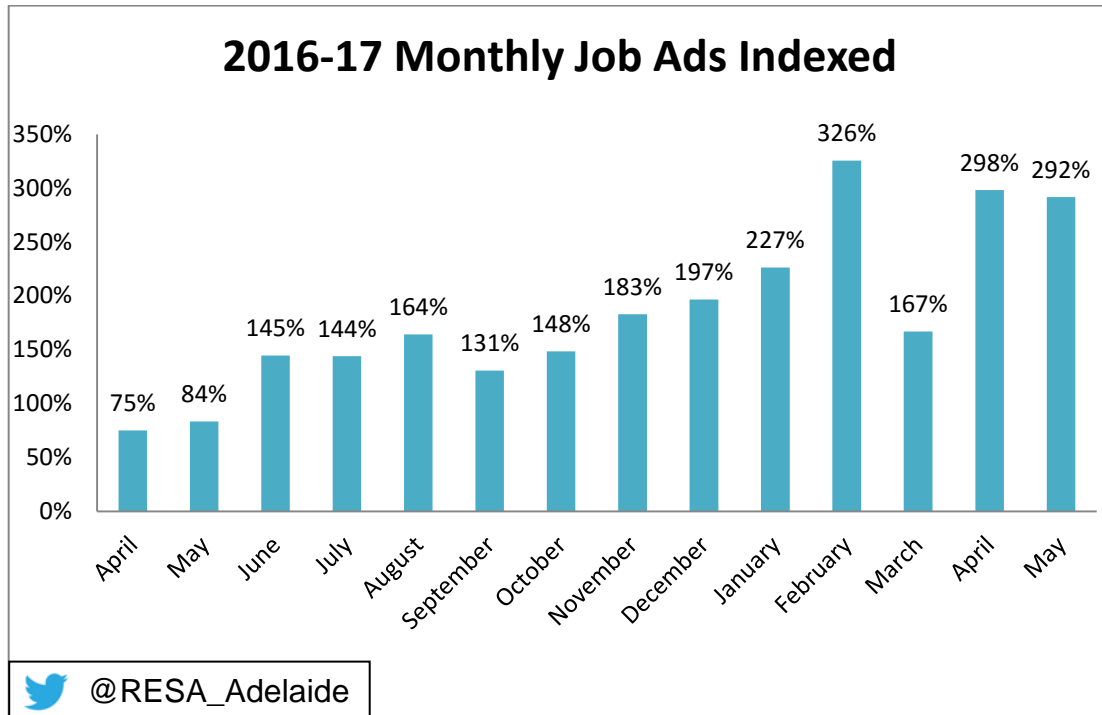


<sup>1</sup> RESA monitors online job advertisements for vacancies for occupations in the resources sector based in South Australia. Where a single vacancy is for multiple positions it is counted as one vacancy.

**INDEX DATA**

Job Ads analysis for 2016-17 indicates that since June, the number of jobs advertised has been growing when indexed in a simple comparison against the corresponding month in the previous year. Graph 3 shows this year’s result as a percentage of the previous year’s advertisements. Twelve months of positive growth provides a leading indicator of employment intentions (labour demand) in the South Australian Mining Industry.

Graph 3

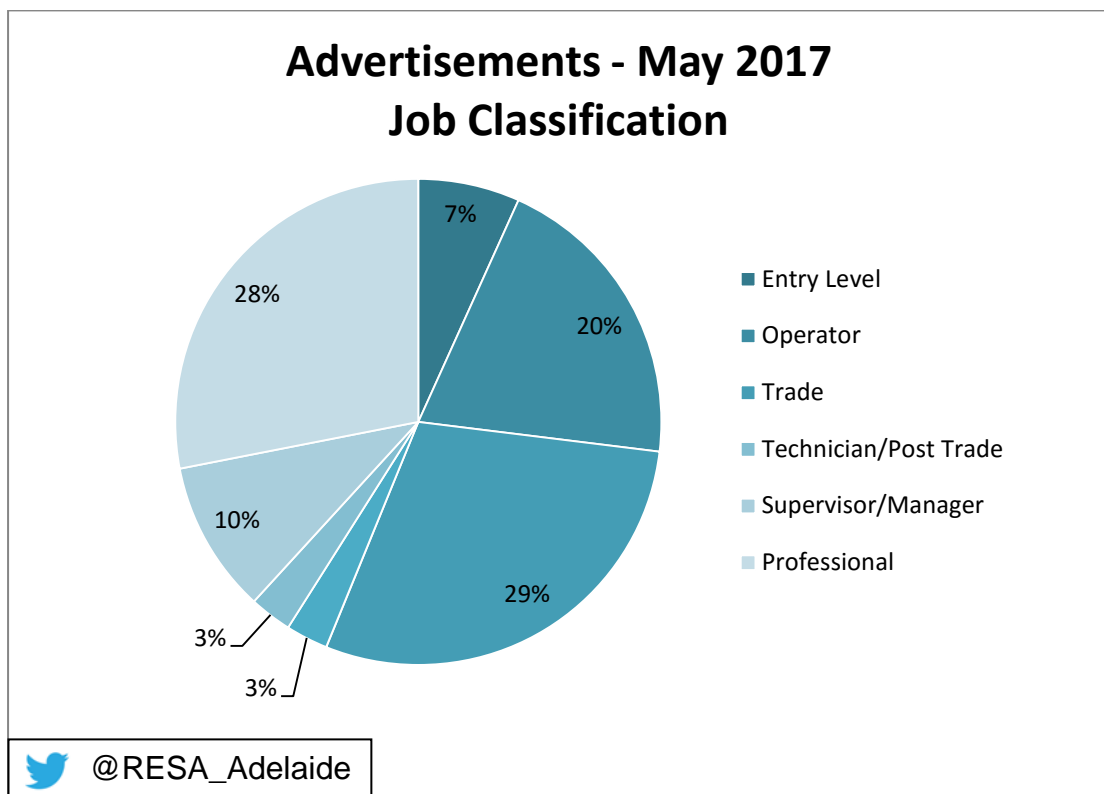


## JOB CLASSIFICATION

Graph 4 shows that in May 2017 professionals and trades shared in the greatest job demand. These results are similar to April, with exactly the same percentage of professional jobs advertised. However there has been an increase in the proportion of traditional trade requirements. This is likely to be a response to trade and maintenance requirements for projects in construction stages such as Oz Minerals' Carrapateena decline and BHP's southern Olympic Dam second decline.

Other roles have remained at similar percentages to April, with Entry Level and Supervisor/Manager demand continuing to be up from previous months.

Graph 4



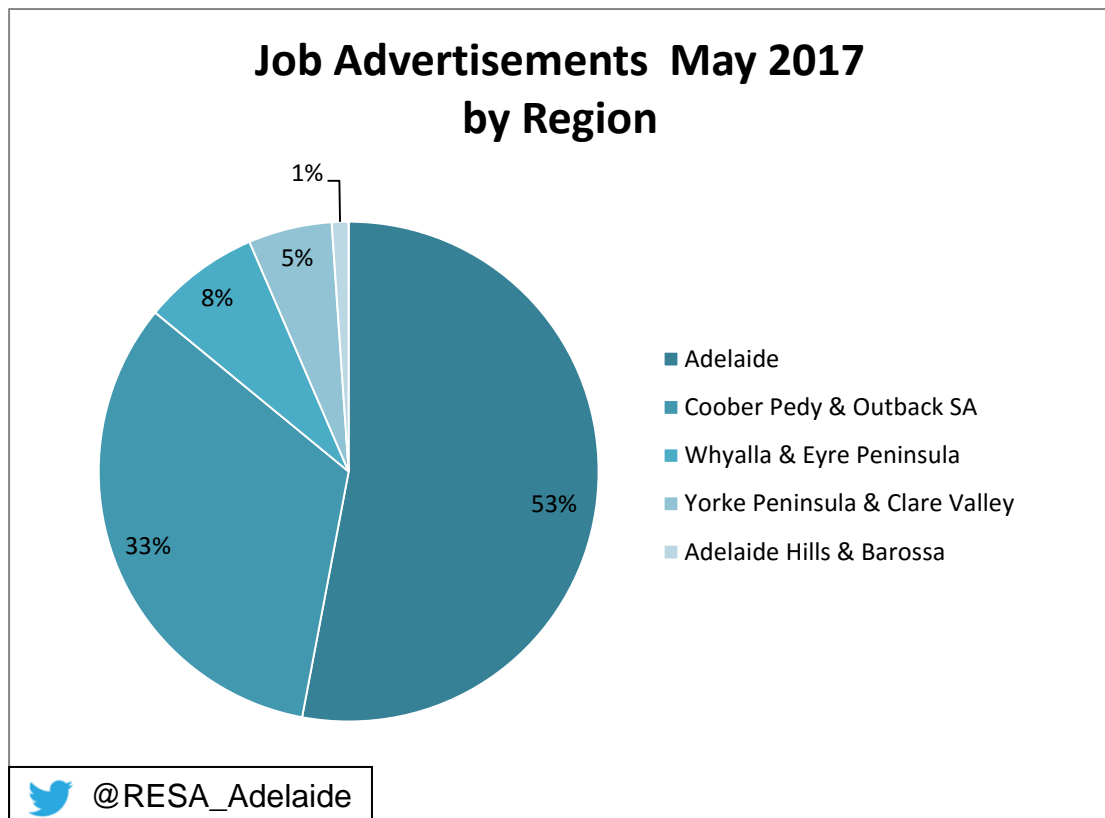
## LOCATION

In May the Adelaide metropolitan area continued to be the region for the majority of the positions advertised. With Coober Pedy and Outback SA continuing to be the second most advertised region.

The Yorke Pensinsula and Clare Valley region has seen an increase in vacancies particularly for operators and trades. Advertisers have included Nyrstar at Port Pirie and labour hire companies.

In addition, 47% of the roles advertised were explicitly for non-metropolitan South Australia, a positive indicator for regional employment as projects in the regions are developed and operated.

Graph 6



## **CONCLUSION**

During the last eleven month period the number of advertised vacancies has continued to increase and is now at the highest levels since Q2 2014. South Australia has recorded significant growth in jobs advertised, at a rate 131% - 326% of the previous years' advertisements.

On May 3 Iron Road received mining lease and development approval for the Central Eyre Iron Project on the Eyre Peninsula. This project will involve significant infrastructure development including rail and port facilities in addition to the construction of the mine site and processing facilities. It is expected the project will result in 700 jobs over the 25-year life of the mine, with construction to start in 2018.

As the construction phase draws closer, recruitment will begin. Common trends suggest we first will see a demand for professional services, then management and supervisors, followed by skilled and semi-skilled workers.

## **ABOUT THIS REPORT**

*The South Australia Mining and Energy Hiring Intentions Report is a quarterly indicator compiled by RESA based upon publicly available data. This report focusses on job advertisements as an indicator of employment trends rather than as a summary of total employment or economic activity in the sector, and as such is intended as a measure of market sentiment.*

*A monthly jobs report blog is posted at [www.resa.org.au/blog](http://www.resa.org.au/blog). RESA also produce a month eNewsletter which includes a summary and link to the monthly jobs report blog. Subscribe to the eNews at [www.resa.org.au/e-news](http://www.resa.org.au/e-news).*



**HEAD OFFICE**

1 South Road, Thebarton, South Australia 5031  
Phone 08 7325 8555

[info@resa.org.au](mailto:info@resa.org.au) | [www.resa.org.au](http://www.resa.org.au)



Resources and Engineering Skills Alliance



@RESA\_Adelaide



RESA - Resources and Engineering Skills Alliance