


RESA
Capability Solutions

South Australian Resources Jobs Report Vacancy Analysis

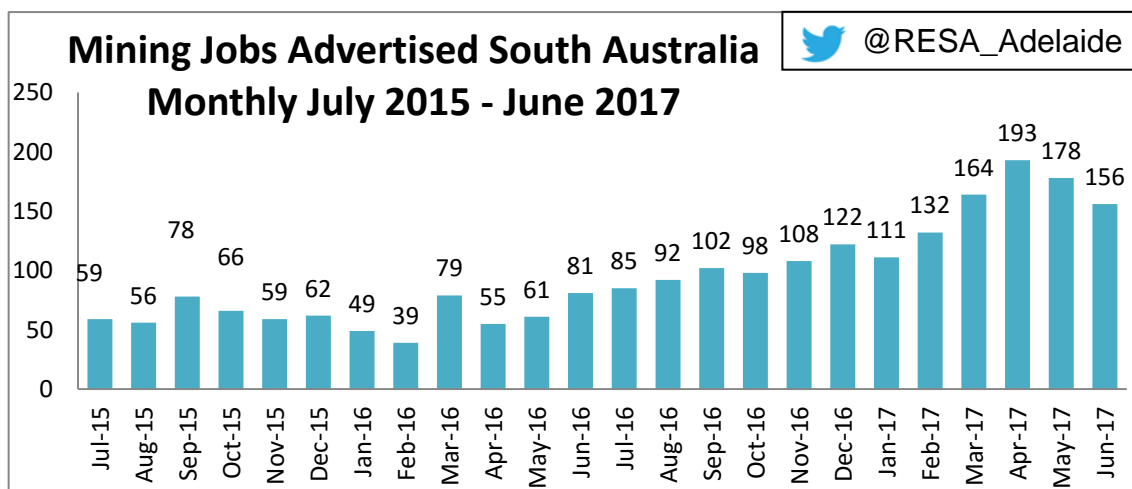
FY 2016-2017 – June Summary



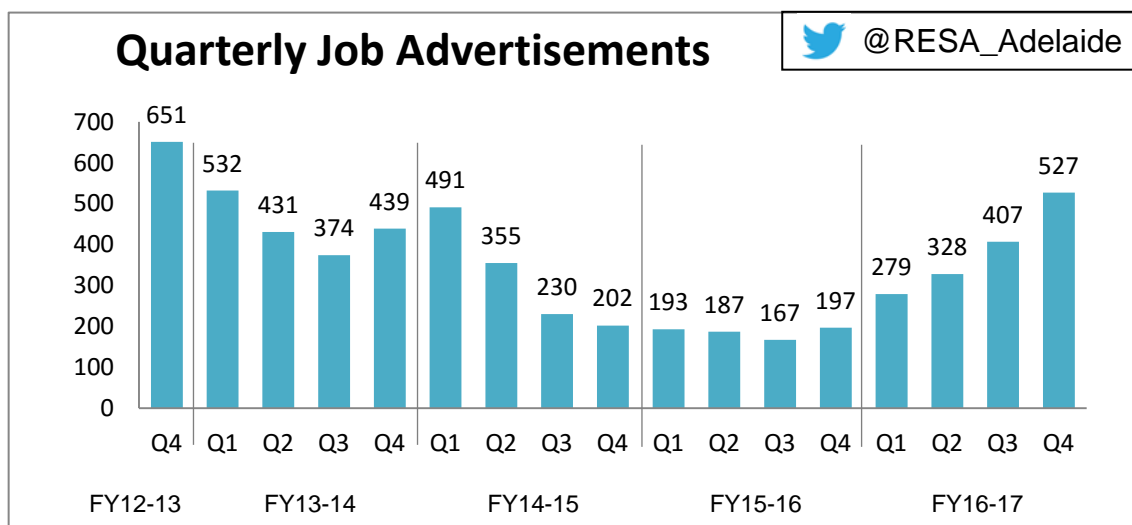
The Resources and Engineering Skills Alliance collects and analyses South Australian resources sector jobs data and has done so for more than five years. The [RESA South Australia Mining and Resources Jobs Reports Vacancy Analysis](#)¹ provides a lead indicator of hiring intentions and market sentiment. In June 156 mining and resources advertisements for jobs were placed for roles in South Australia. This is a slight dip from the number of advertisements in May, but is consistent with trends for the end of financial year.

The results for Quarter 4 2016/17 indicate an overall increase in the number of advertisements for the quarter, following consistent growth over the past 12 months.

Graph 1



Graph 2

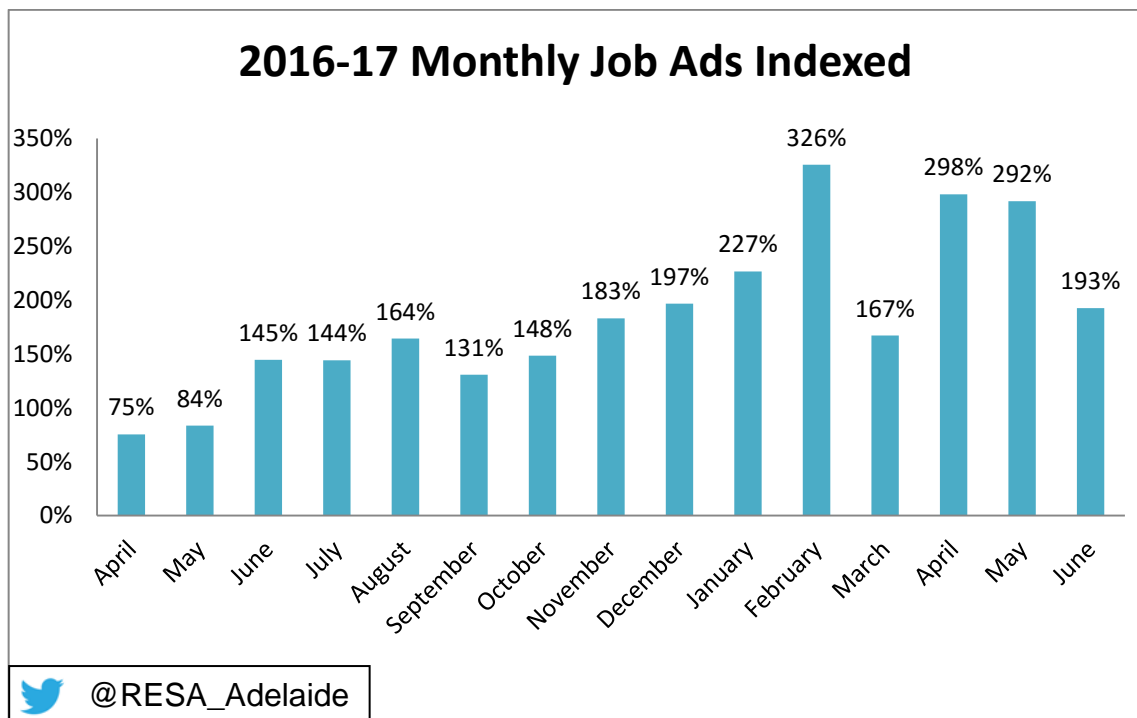


¹ RESA monitors online job advertisements for vacancies for occupations in the resources sector based in South Australia. Where a single vacancy is for multiple positions it is counted as one vacancy.

INDEX DATA

Job Ads analysis for 2016-17 indicates that the number of jobs advertised has remained significantly and consistently higher when indexed in a simple comparison against the corresponding month in the previous year. Graph 3 shows this year's result as a percentage of the previous year's advertisements. Thirteen months of positive growth provides a leading indicator of employment intentions (labour demand) in the South Australian Mining Industry.

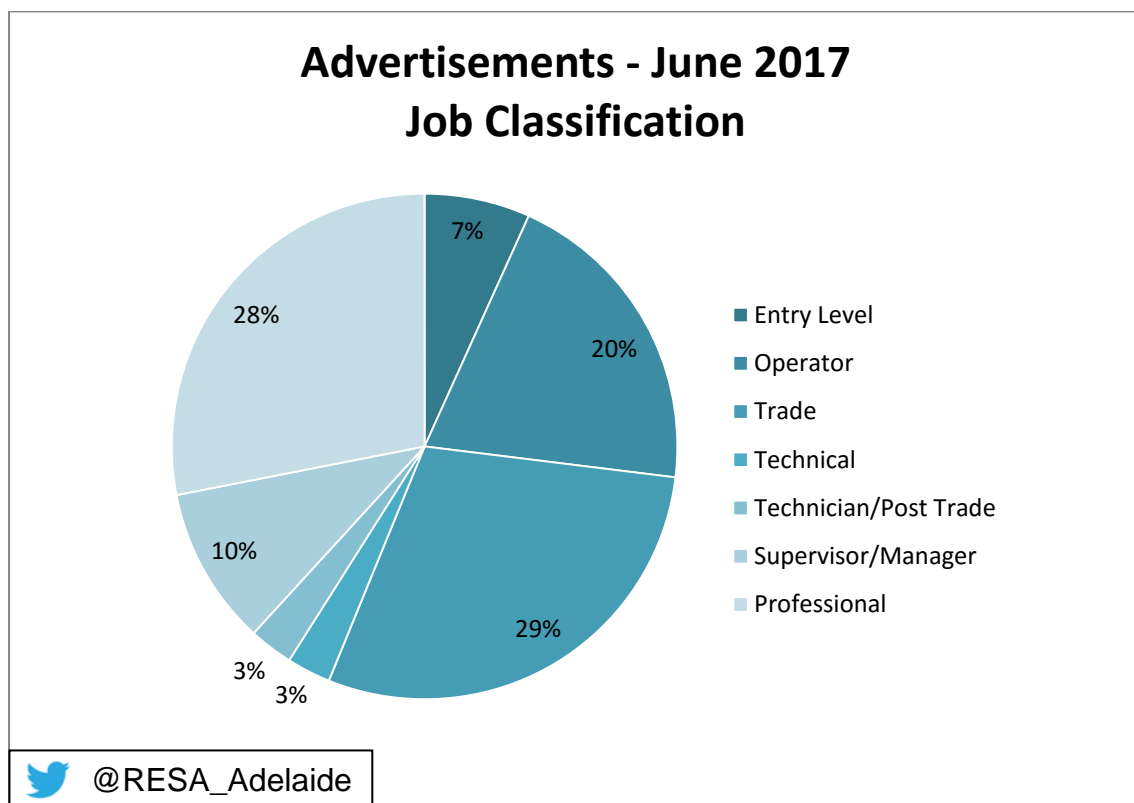
Graph 3



JOB CLASSIFICATION

Graph 4 shows that in June 2017 professionals and trades shared in the greatest job demand. In June, over half of the vacancies were for trade and operator level positions. This continues the May increase in the proportion of traditional trade requirements. There was also some growth in demand for supervisor/managers.

Graph 4



The occupational breakdown for June shows a slight decrease in the proportion of Equipment Operator and Oil and Gas occupations. This has resulted from an increase in Business Development and Support, Drilling and Blasting, Electrotechnology, Geoscience/Surveying and Transport and Logistics roles.

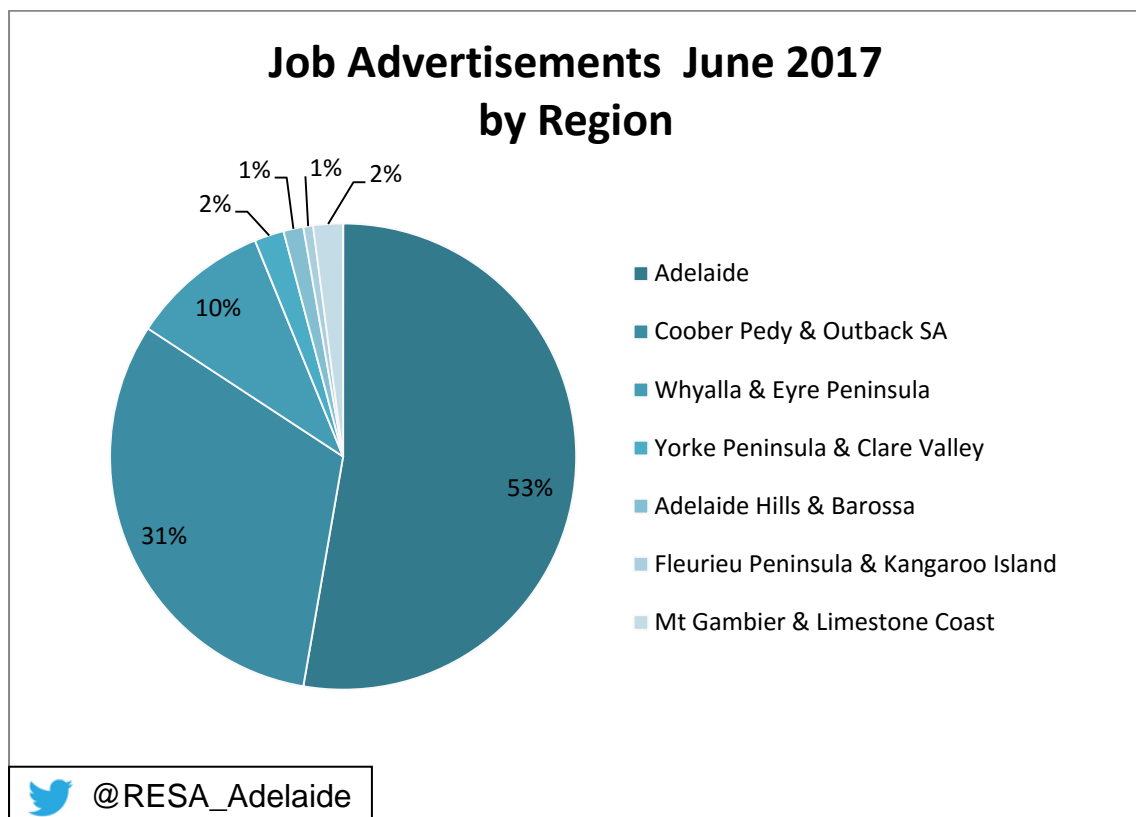
LOCATION

In June the Adelaide metropolitan area continued to be the region for the majority of the positions advertised. With Coober Pedy and Outback SA continuing to be the second most advertised region.

In June Whyalla & Eyre Peninsula, Yorke Peninsula and Clare Valley and Mt Gambier & Limestone coast region has seen an increase in vacancies particularly for electrotechnology and engineering trades. Advertisers in these emerging regions have included Service Stream, SA Power Networks and labour hire companies such as Taurus Recruitment, Chandler Macleod Group, Pybar Mining Services and Labourpower Recruitment Services Pty Ltd.

In addition, 47% of the roles advertised were explicitly for non-metropolitan South Australia, a positive indicator for regional employment as projects in the regions are developed and operated.

Graph 6



CONCLUSION

During the last twelve month period the number of advertised vacancies has continued to increase with Q4 reporting the highest levels since Q1 2013/14. South Australia has recorded significant growth in jobs advertised, at a rate 131% - 326% of the previous years' advertisements.

With the July 5th announcement that English company Liberty House have signed an agreement for Arrium steelworks, we can expect to see some opportunities for the Whyalla community and supply chain companies in the near future.

ABOUT THIS REPORT

The South Australia Mining and Energy Hiring Intentions Report is a quarterly indicator compiled by RESA based upon publicly available data. This report focusses on job advertisements as an indicator of employment trends rather than as a summary of total employment or economic activity in the sector, and as such is intended as a measure of market sentiment.

A monthly jobs report blog is posted at www.resa.org.au/blog. RESA also produce a month eNewsletter which includes a summary and link to the monthly jobs report blog. Subscribe to the eNews at www.resa.org.au/e-news.



RESA
Capability Solutions

HEAD OFFICE

1 South Road, Thebarton, South Australia 5031
Phone 08 7325 8555

info@resa.org.au | www.resa.org.au



Resources and Engineering Skills Alliance



@RESA_Adelaide



RESA - Resources and Engineering Skills Alliance