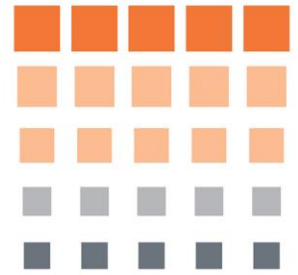




South Australian Resources Jobs Report Vacancy Analysis

FY 2017-2018
September Summary



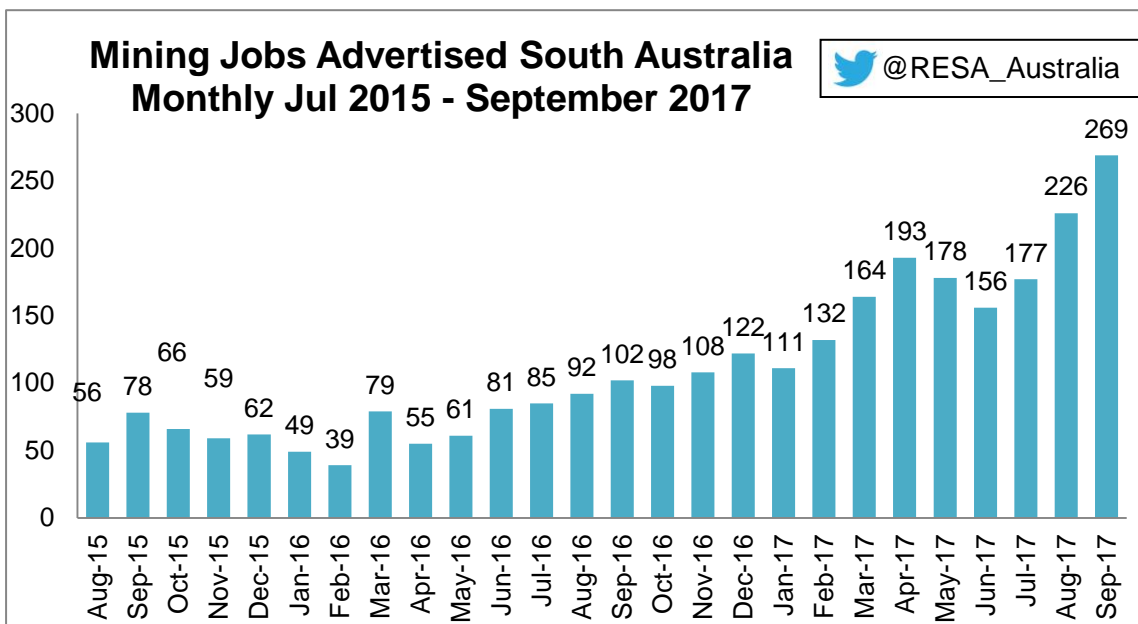
RESA
Capability Solutions



The Resources and Engineering Skills Alliance collects and analyses South Australian resources sector jobs data and has done so for more than five years. The [RESA South Australia Mining and Resources Jobs Reports Vacancy Analysis](#)¹ provides a lead indicator of hiring intentions and market sentiment.

In September 2017, 269 mining and resources advertisements for jobs were placed for roles in South Australia. These results are the highest number of vacancies since May 2013.

Graph 1

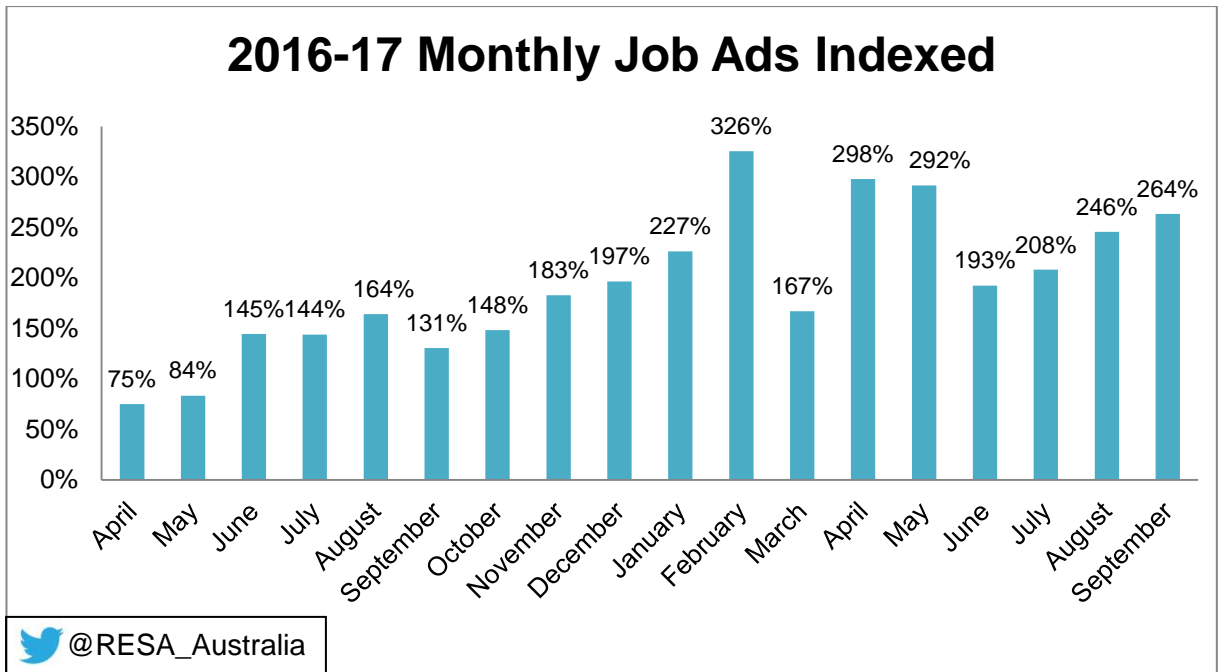


¹ RESA monitors online job advertisements for vacancies for occupations in the resources sector based in South Australia. Where a single vacancy is for multiple positions it is counted

INDEX DATA

Job Ads analysis for 2016-17 indicates that the number of jobs advertised has remained significantly and consistently higher when indexed in a simple comparison against the corresponding month in the previous year. Graph 2 shows this year's result as a percentage of the previous year's advertisements. Fifteen months of positive growth provides a leading indicator of employment intentions (labour demand) in the South Australian Mining Industry.

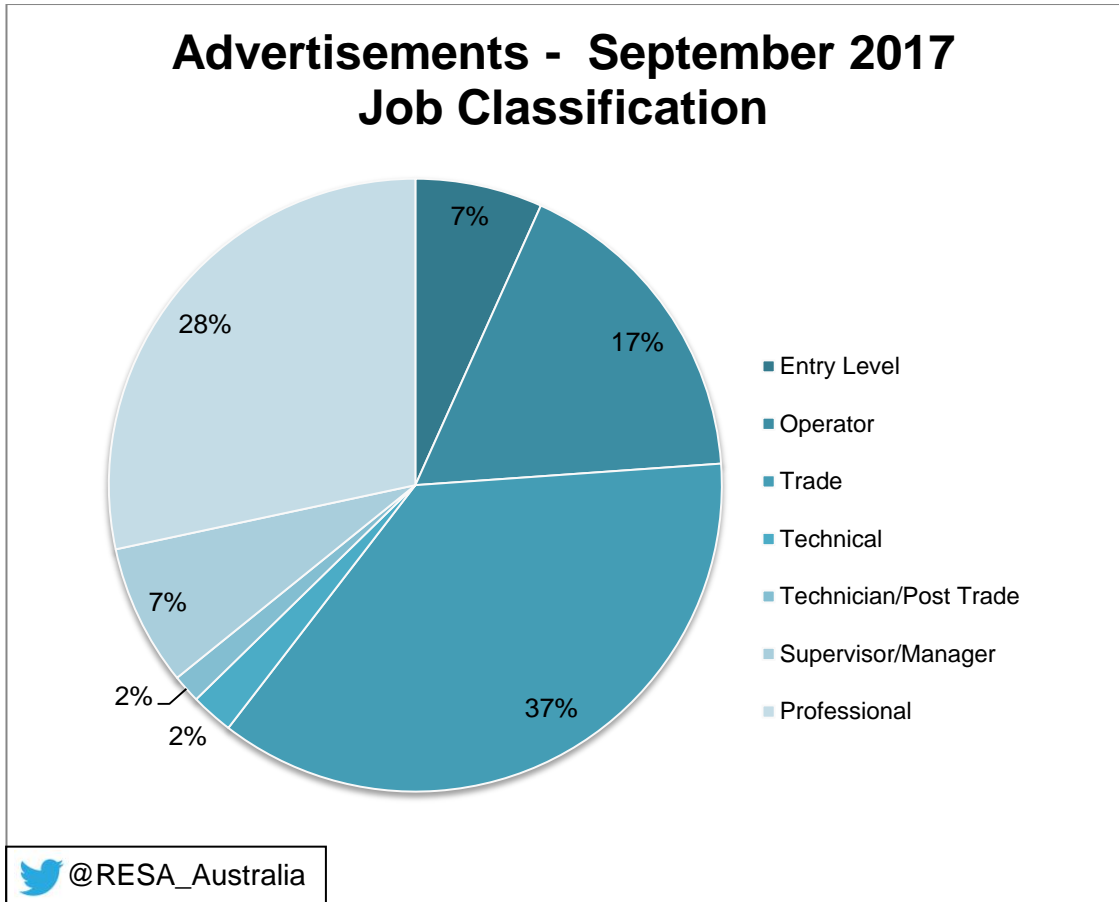
Graph 2



JOB CLASSIFICATION

Graph 3 shows that in September 2017 trades, operators and professionals shared in the greatest job demand. The distribution of the demand for occupations has shifted from supervisor/managers to trades.

Graph 3



The occupational breakdown for September shows not much change in the distribution since August.

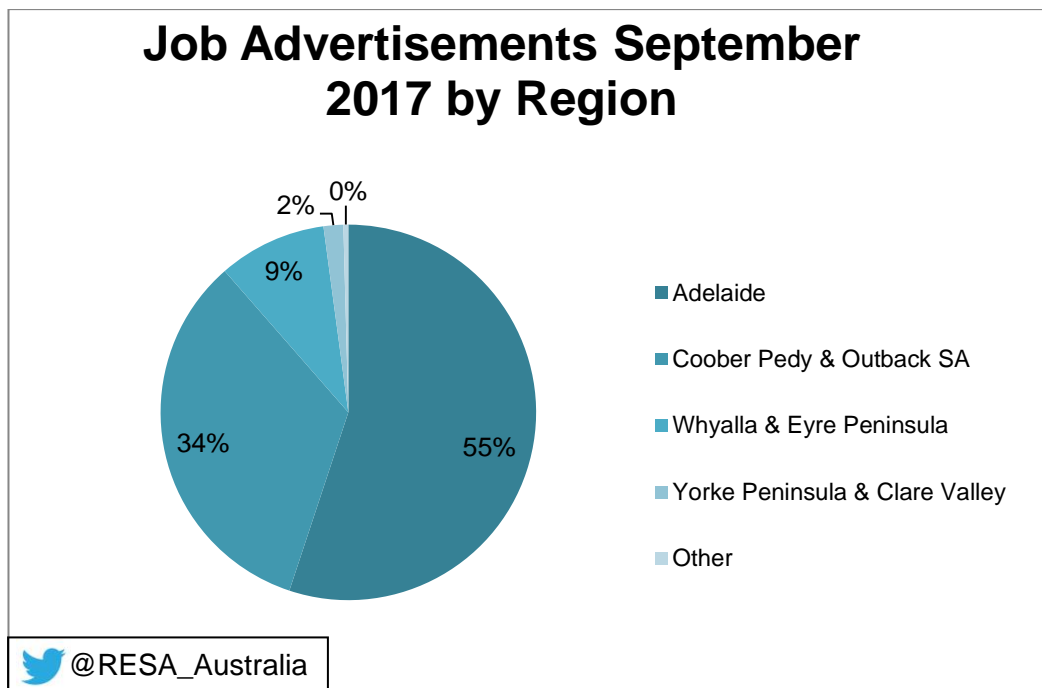
LOCATION

In September the Adelaide metropolitan area continued to be the region for the majority of the positions advertised. With Coober Pedy and Outback SA continuing to be the second most advertised region.

In September, positions advertised in the Whyalla & Eyre Peninsula region have increased to 9% of overall vacancies. Advertisers in the region have included Lucas Total Contract Solutions, GFG Alliance, Hays Resources and Mining and BGC Contracting and contractor companies.

In addition, just under 50% of the roles advertised were explicitly for non-metropolitan South Australia, a positive indicator for regional employment as projects in the regions are continuing to be developed and operated.

Graph 4





CONCLUSION

During September the number of positions advertised was the highest RESA has recorded since May 2013. This continues consistent growth in employment opportunities in the resources sector since February 2016.

Job opportunities have been listed by over 85 individual companies made up of mining companies, recruitment and labour hire companies and METS sector organisations. This represents a very diverse workforce for the sector.

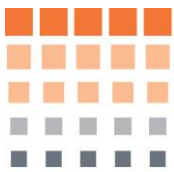
It is expected that projects such as Iluka's Jacinth Ambrosia mine, Oz Minerals' Carrapateena mine and the development of SIMEC - Liberty Onsteel will continue to ongoing growth in the near future.

ABOUT THIS REPORT

The South Australia Mining and Energy Hiring Intentions Report is a quarterly indicator compiled by RESA based upon publicly available data. This report focusses on job advertisements as an indicator of employment trends rather than as a summary of total employment or economic activity in the sector, and as such is intended as a measure of market sentiment.

A monthly jobs report blog is posted at www.resa.org.au/blog. RESA also produce a month eNewsletter which includes a summary and link to the monthly jobs report blog. Subscribe to the eNews at www.resa.org.au/e-news.

For more information about this analysis, contact RESA, at 08 7325 8555



RESA
Capability Solutions

HEAD OFFICE

1 South Road, Thebarton, South Australia 5031
Phone 08 7325 8555

info@resa.org.au | www.resa.org.au



Resources and Engineering Skills Alliance



@RESA_Australia



RESA - Resources and Engineering Skills Alliance