




South Australian Resources Jobs Report Vacancy Analysis

FY 2017-2018
November Summary



RESA
Capability Solutions

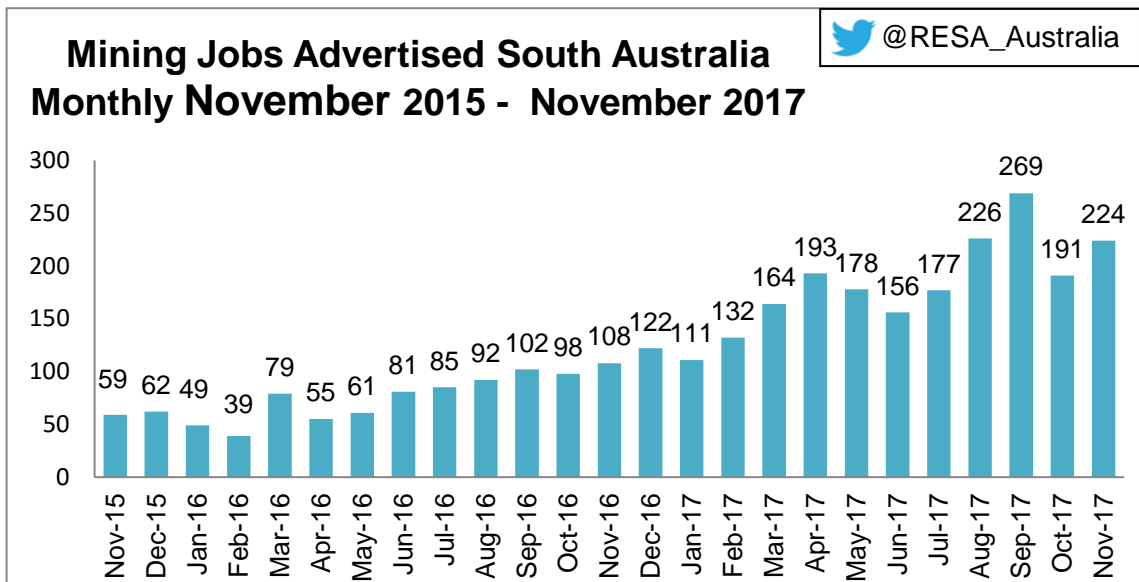




The Resources and Engineering Skills Alliance collects and analyses South Australian resources sector jobs data and has done so for more than five years. The [RESA South Australia Mining and Resources Jobs Reports Vacancy Analysis](#)¹ provides a lead indicator of hiring intentions and market sentiment.

In November 2017, 224 mining and resources advertisements for jobs were placed for roles in South Australia, a significant increase from October and the third highest result reported in the past 2 years. This is a promising result, especially with the expected slowing of jobs advertised due to shutdowns in the holiday period.

Graph 1

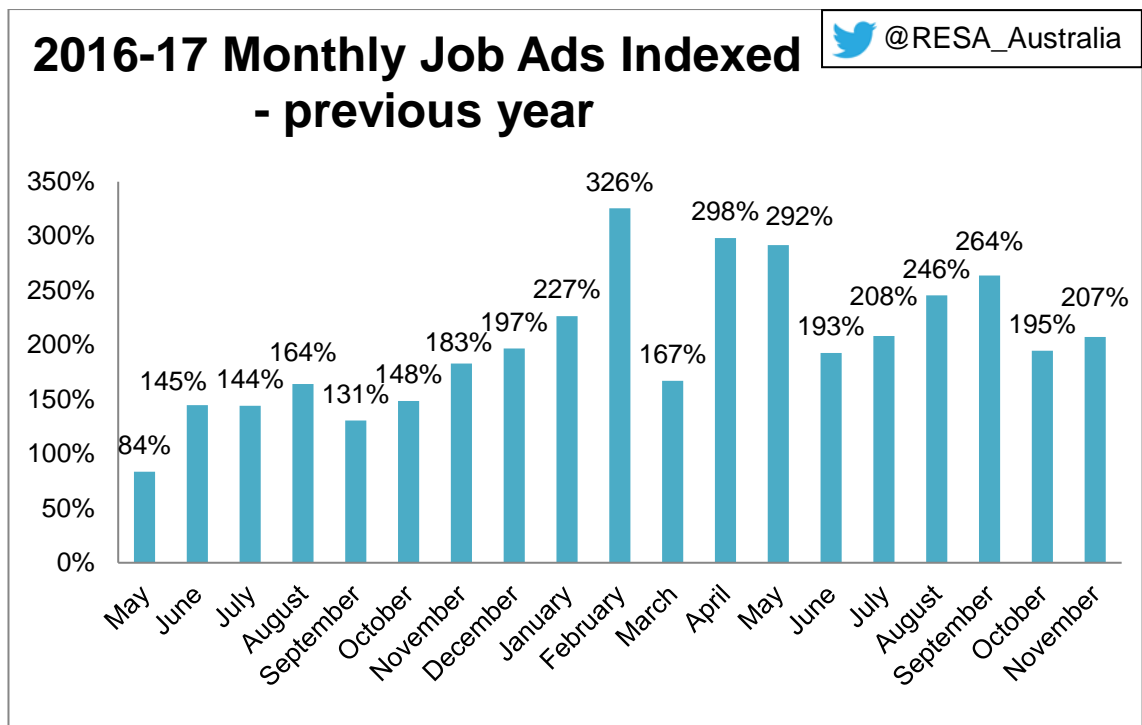


¹ RESA monitors online job advertisements for vacancies for occupations in the resources sector based in South Australia. Where a single vacancy is for multiple positions it is counted

INDEX DATA

Job Ads analysis for 2016-17 indicates that the number of jobs advertised has remained significantly and consistently higher when indexed in a simple comparison against the corresponding month in the previous year. Graph 2 shows this year's result as a percentage of the previous year's advertisements. Eighteen months of positive growth provides a leading indicator of employment intentions (labour demand) in the South Australian Mining Industry.

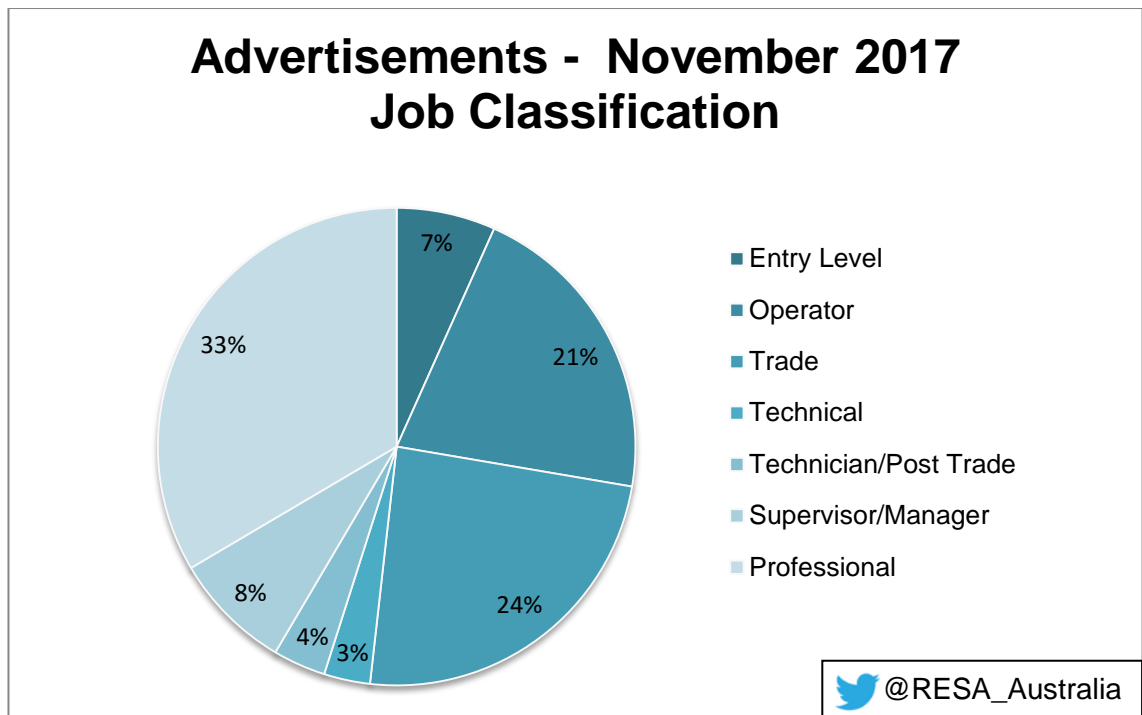
Graph 2



JOB CLASSIFICATION

Graph 3 shows that in November 2017 professional roles remained the most in demand. There was a slight shift from trades to Technical/ Post trade roles, yet results remained similar to those reported in October.

Graph 3



The occupational breakdown for November shows an increase in the proportion of Chemical Processing roles, as well as an increase in Mechanical/ Metal occupations. In addition to 7% Entry Level positions (low level skill requirements) there was a total of 6% industry entry positions advertised for graduates, vacation students, interns, cadets or apprentices.

LOCATION

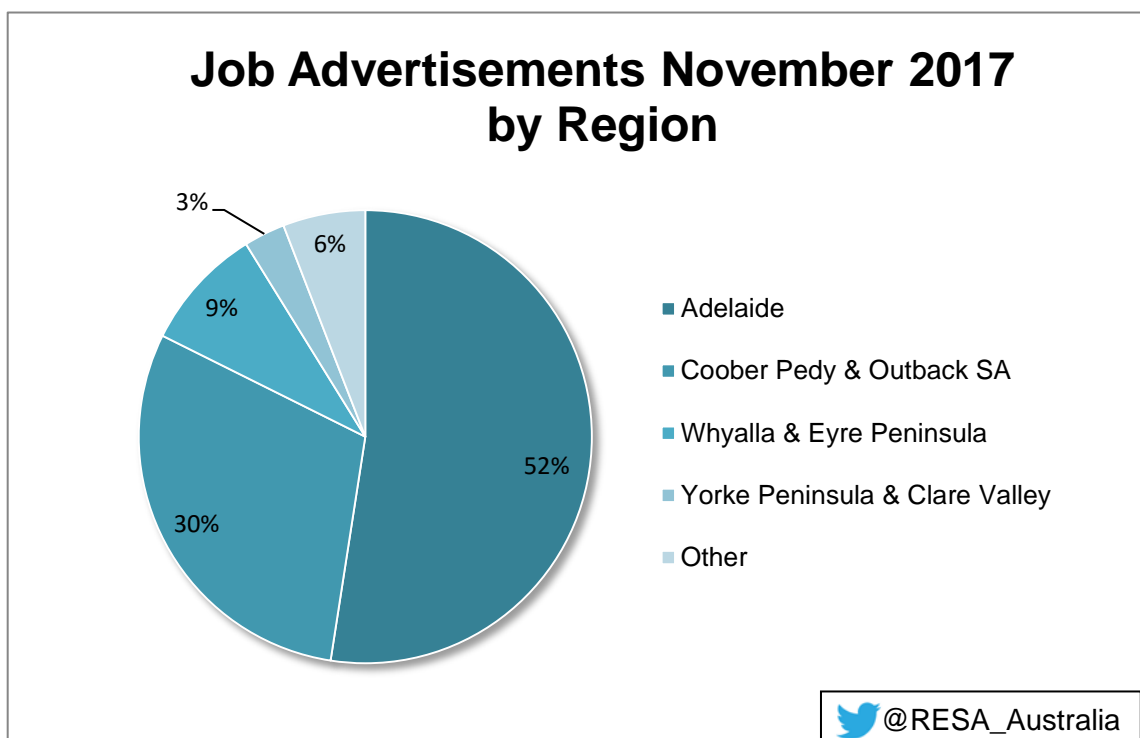
In November the Adelaide metropolitan area continued to be the region for the majority of the positions advertised. With Coober Pedy and Outback SA continuing to be the second most advertised region.

In addition, just under 50% of the roles advertised were explicitly for non-metropolitan South Australia. Of the vacancies advertised in Adelaide 28% were for Business Services and 24% were for Engineering/ Engineering Management. 30% of Adelaide vacancies listed are for roles likely to be undertaken in regional SA.

Of the vacancies advertised in Coober Pedy and Outback SA 29% were for Mechanical/Metal - Maintenance, 28% Equipment Operators and 10% Geoscience/Surveying.

This is a positive indicator for regional employment as projects in the regions are continuing to be developed and operated.

Graph 4





CONCLUSION

During November the number of positions advertised was more than double the vacancies listed in the same period in 2016. This continues consistent growth in employment opportunities in the resources sector since February 2016.

Job opportunities have been listed by over 84 individual companies made up of mining companies, recruitment and labour hire companies and METS sector organisations. This represents a very diverse workforce for the sector.

ABOUT THIS REPORT

The South Australia Mining and Energy Hiring Intentions Report is a quarterly indicator compiled by RESA based upon publicly available data. This report focusses on job advertisements as an indicator of employment trends rather than as a summary of total employment or economic activity in the sector, and as such is intended as a measure of market sentiment.

A monthly jobs report blog is posted at www.resa.org.au/blog. RESA also produce a month eNewsletter which includes a summary and link to the monthly jobs report blog. Subscribe to the eNews at www.resa.org.au/e-news.

For more information about this analysis, contact RESA, at 08 7325 8555



RESA
Capability Solutions

HEAD OFFICE

1 South Road, Thebarton, South Australia 5031
Phone 08 7325 8555

info@resa.org.au | www.resa.org.au



Resources and Engineering Skills Alliance



@RESA_Australia



RESA - Resources and Engineering Skills Alliance