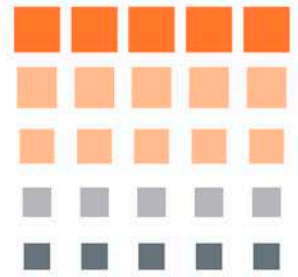




# South Australian Resources Jobs Report Vacancy Analysis

FY 2017-2018  
December Summary



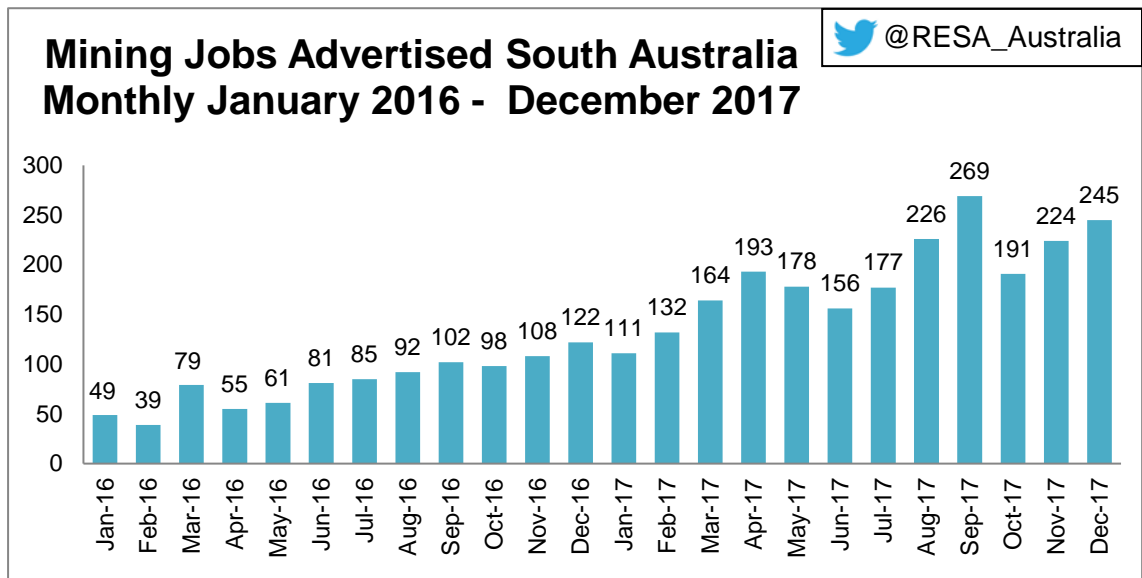
**RESA**  
Capability Solutions



The Resources and Engineering Skills Alliance collects and analyses South Australian resources sector jobs data and has done so for more than five years. The [RESA South Australia Mining and Resources Jobs Reports Vacancy Analysis](#)<sup>1</sup> provides a lead indicator of hiring intentions and market sentiment.

In December 2017, 245 mining and resources advertisements for jobs were placed for roles in South Australia, an increase from November and the second highest result reported in the past 2 years. This is a promising result, especially with the expected slowing of jobs advertised due to shutdowns in the holiday period.

Graph 1



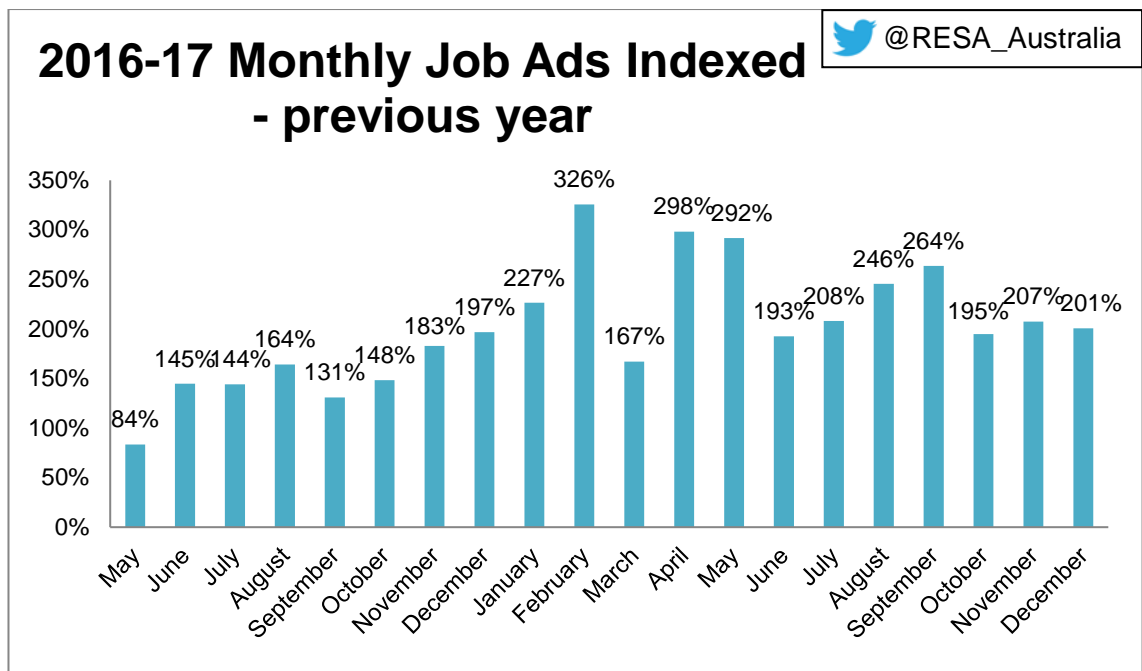
---

<sup>1</sup> RESA monitors online job advertisements for vacancies for occupations in the resources sector based in South Australia. Where a single vacancy is for multiple positions it is counted as one vacancy unless the number is specified.

## INDEX DATA

Job Ads analysis for 2016-17 indicates that the number of jobs advertised has remained significantly and consistently higher when indexed in a simple comparison against the corresponding month in the previous year. Graph 2 shows this year's result as a percentage of the previous year's advertisements. Nineteen months of positive growth provides a leading indicator of employment intentions (labour demand) in the South Australian Mining Industry.

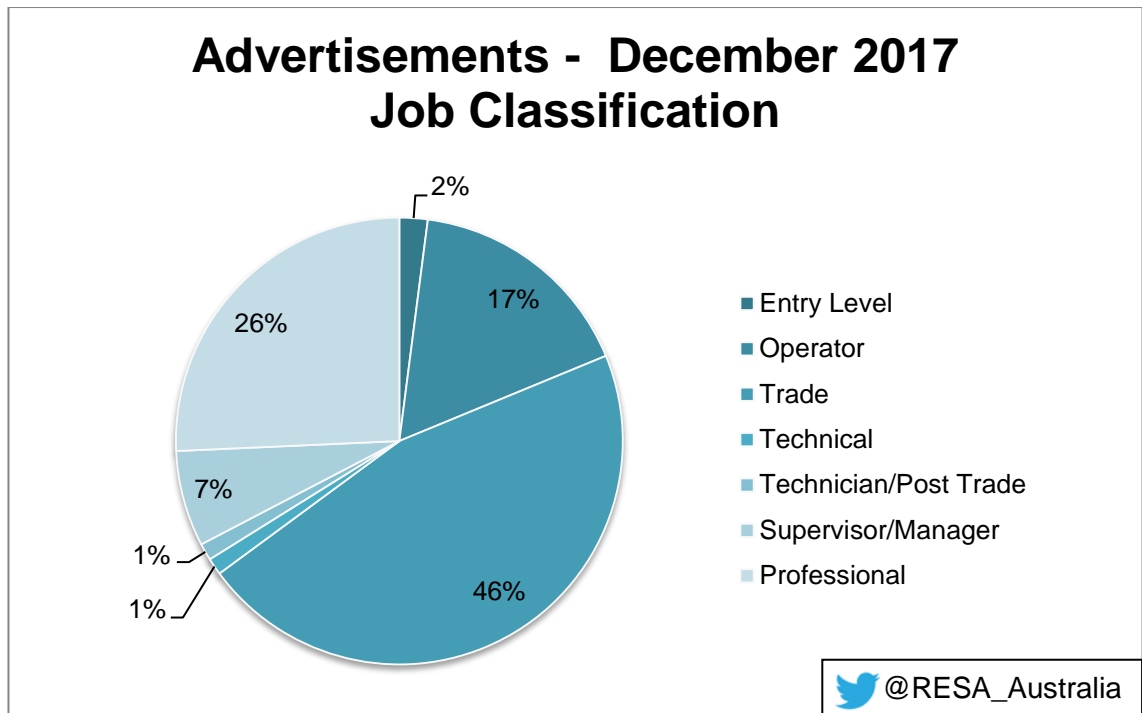
Graph 2



## JOB CLASSIFICATION

Graph 3 shows that in December 2017 there was a shift to Trade roles being the most in demand. One vacancy for 50 ladders accounts for almost half of the listed trade level vacancies. Professional roles and Operator roles continued to be the next most in demand.

Graph 3



The occupational breakdown for December shows an increase in the proportion Maintenance and Mechanical/ Metal occupations.

## LOCATION

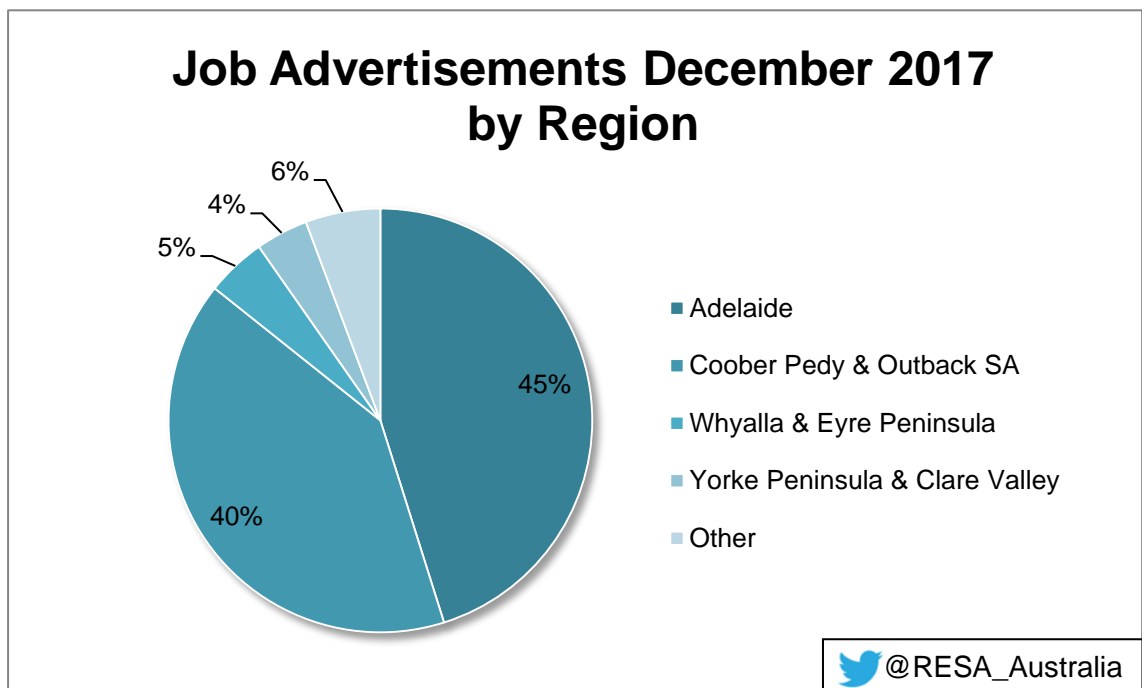
In December the Adelaide metropolitan area continued to be the region for the majority of the positions advertised. With Coober Pedy and Outback SA continuing to be the second most advertised region.

In addition, 55% of the roles advertised were explicitly for non-metropolitan South Australia. Of the vacancies advertised in Adelaide 12% were for Business Services (down from 28% last month) and 28% were for Engineering/ Engineering Management. Of the listed Adelaide vacancies 36% are for roles likely to be undertaken in regional SA.

Of the vacancies advertised in Coober Pedy and Outback SA 28% were for Mechanical/Metal - Maintenance, 31% Equipment Operators, followed by 14% Engineering/ Engineering Management.

This is a positive indicator for regional employment as projects in the regions are continuing to be developed and operated.

Graph 4





## CONCLUSION

During December the number of positions advertised was more than double the vacancies listed in the same period in 2016. This continues consistent growth in employment opportunities in the resources sector since February 2016.

Job opportunities have been listed by over 64 individual companies made up of mining companies, recruitment and labour hire companies and METS sector organisations. This represents a very diverse workforce for the sector.

### **ABOUT THIS REPORT**

*The South Australia Mining and Energy Hiring Intentions Report is a quarterly indicator compiled by RESA based upon publicly available data. This report focusses on job advertisements as an indicator of employment trends rather than as a summary of total employment or economic activity in the sector, and as such is intended as a measure of market sentiment.*

*A monthly jobs report blog is posted at [www.resa.org.au/blog](http://www.resa.org.au/blog). RESA also produce a month eNewsletter which includes a summary and link to the monthly jobs report blog. Subscribe to the eNews at [www.resa.org.au/e-news](http://www.resa.org.au/e-news).*

*For more information about this analysis, contact RESA, at 08 7325 8555*



**RESA**  
Capability Solutions

**HEAD OFFICE**

1 South Road, Thebarton, South Australia 5031  
Phone 08 7325 8555

[info@resa.org.au](mailto:info@resa.org.au) | [www.resa.org.au](http://www.resa.org.au)



Resources and Engineering Skills Alliance



@RESA\_Australia



RESA - Resources and Engineering Skills Alliance