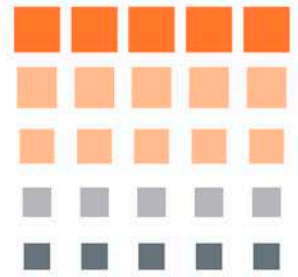




# South Australian Resources Jobs Report Vacancy Analysis

FY 2017-2018  
January Summary



**RESA**  
Capability Solutions



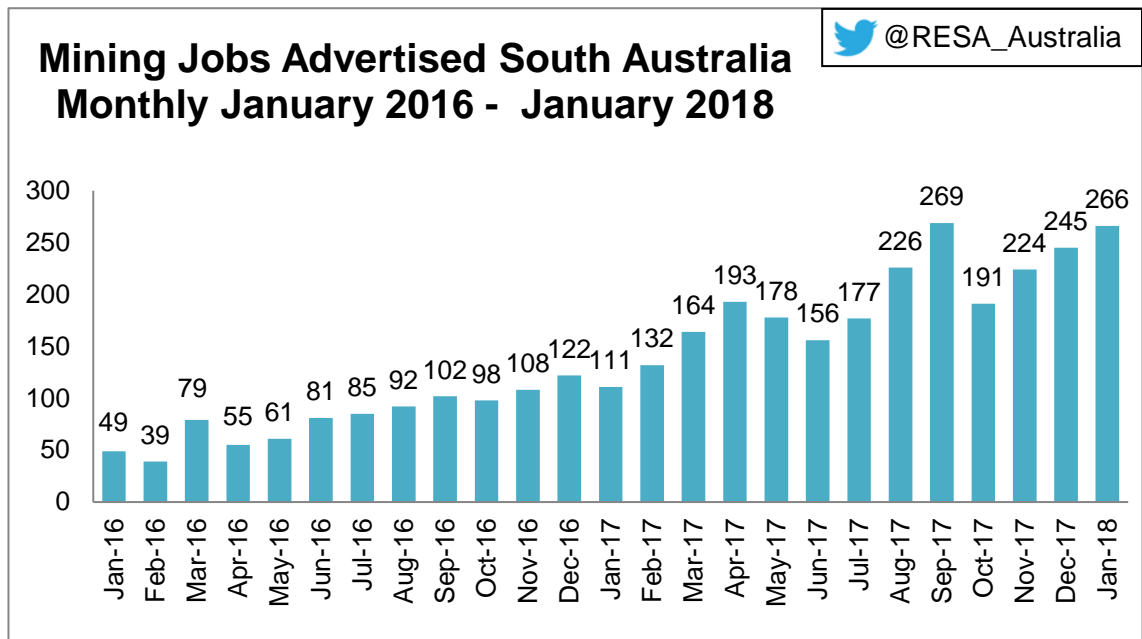


The Resources and Engineering Skills Alliance collects and analyses South Australian resources sector jobs data and has done so for more than five years.

The [RESA South Australia Mining and Resources Jobs Reports Vacancy Analysis](#)<sup>1</sup> provides a lead indicator of hiring intentions and market sentiment.

In January 2018, 266 mining and resources advertisements for jobs were placed for roles in South Australia, an increase from December and the second highest result reported in the past 2 years. This is a promising result, especially with the expected slowing of jobs advertised due to shutdowns in the holiday period.

Graph 1



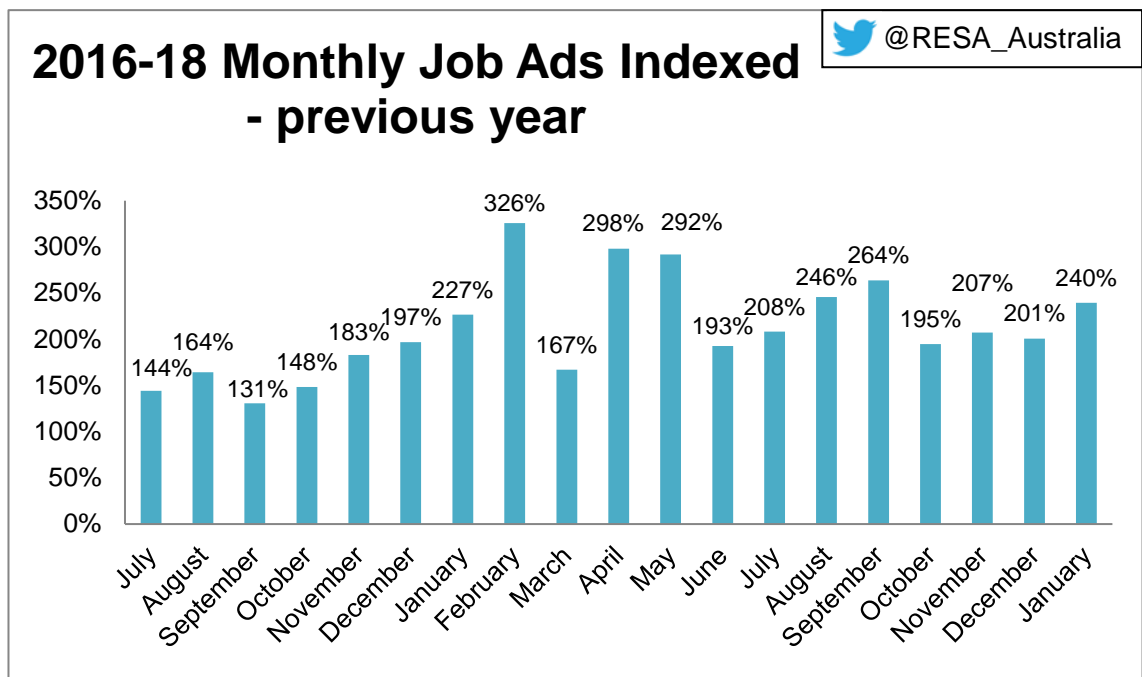
---

<sup>1</sup> RESA monitors online job advertisements for vacancies for occupations in the resources sector based in South Australia. Where a single vacancy is for multiple positions it is counted as one vacancy unless the number is specified.

## INDEX DATA

Job Ads analysis for 2016-18 indicates that the number of jobs advertised has remained significantly and consistently higher when indexed in a simple comparison against the corresponding month in the previous year. Graph 2 shows this year's result as a percentage of the previous year's advertisements. Twenty months of positive growth provides a leading indicator of employment intentions (labour demand) in the South Australian Mining Industry.

Graph 2

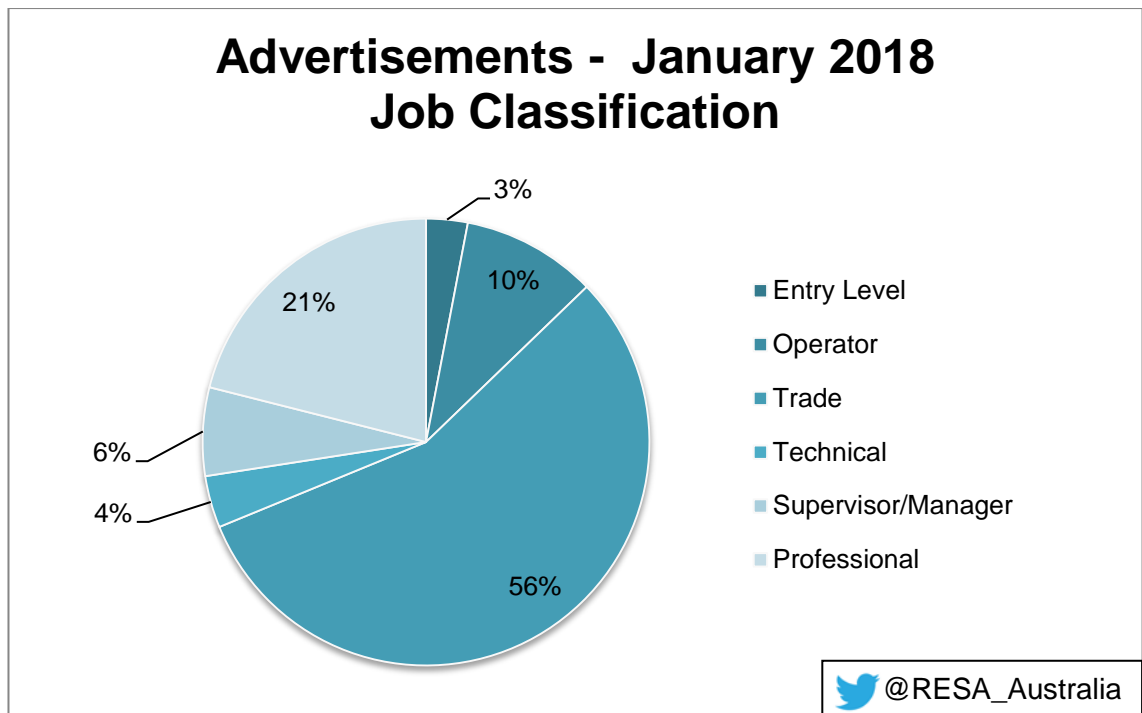


## JOB CLASSIFICATION

Graph 3 shows that over half of the January 2018 vacancies were for trade level occupations and over 20% for professional roles across industry sectors.

The greatest demand was for trade occupations, particularly Diesel Fitters and Auto Electricians.

Graph 3



For the second consecutive month, there has been an increase in proportion of Maintenance, Mechanical /Metal followed by Equipment Operators and Engineering /Engineering management. In January, we have also seen some opportunities in Geoscience /Surveying professional level occupations.

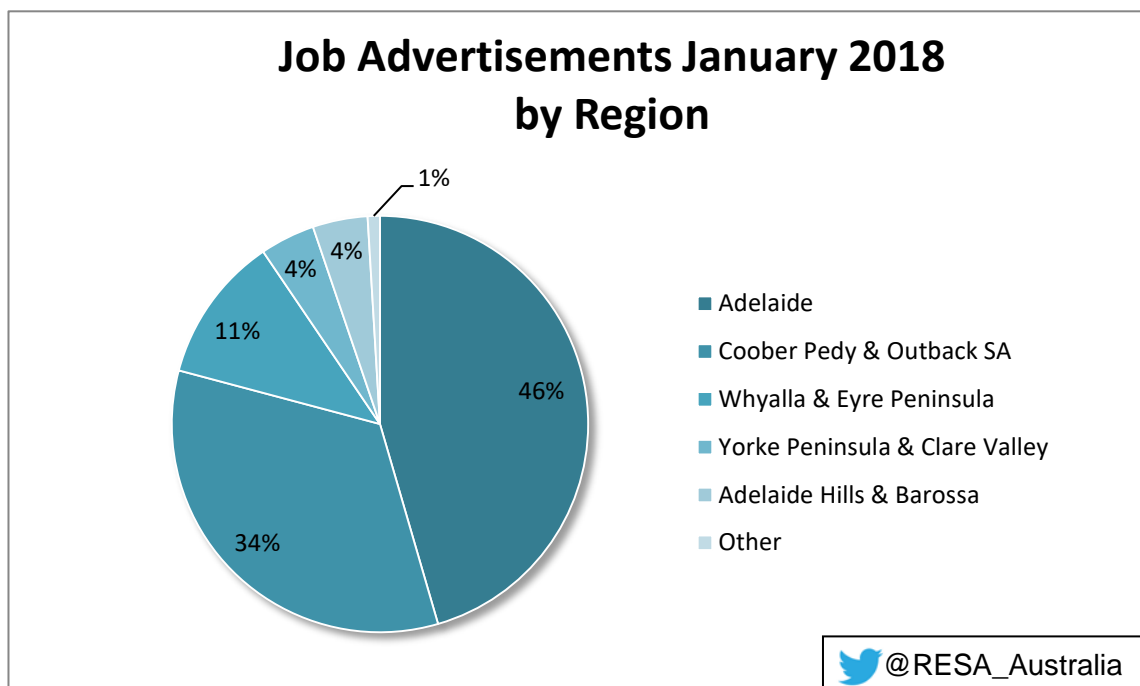
## LOCATION

In January the Adelaide metropolitan area continued to be the region for the majority of the positions advertised. With Coober Pedy and Outback SA continuing to be the second most advertised region. 88 different companies listed vacancies, up 24 from last month which is indicative of an increasing range of companies operating and growing to support the sector. There was also an increase in vacancies in the Whyalla and Eyre Peninsula.

54% of the roles advertised were explicitly for non-metropolitan South Australia. Of the vacancies advertised in Adelaide 26% were for Mechanical /Maintenance occupations, 12% for both Business services and Engineering occupations. Electrotechnology /Oil and Gas /Geoscience also all increased in January. 44% of vacancies are for occupations that are likely to be undertaken in regional SA but listed as Adelaide vacancies, including over 40 FIFO positions to be undertaken in the Pilbara, WA

Of the vacancies advertised in Coober Pedy and Outback SA Mechanical/Metal - Maintenance roles increased to 46%, Equipment Operator roles were 14% of vacancies.

Graph 4





## CONCLUSION

During January the number of positions advertised was more than double the vacancies listed in the same period in 2017. This continues consistent growth in employment opportunities in the resources sector since February 2016.

Of note this month is that in addition to the SA vacancies listed a further ten vacancies were listed for job opportunities requiring relocation, in Western Australia, NSW and Queensland. The occupations for interstate jobs included Auto Electricians, Plant Operators and Diesel Fitters. These are occupations already in demand in SA. It is important to consider the impact of skilled South Australian workers being drawn to opportunities interstate in occupations already in demand.

### **ABOUT THIS REPORT**

*The South Australia Mining and Energy Hiring Intentions Report is a quarterly indicator compiled by RESA based upon publicly available data. This report focusses on job advertisements as an indicator of employment trends rather than as a summary of total employment or economic activity in the sector, and as such is intended as a measure of market sentiment.*

*A monthly jobs report blog is posted at [www.resa.org.au/blog](http://www.resa.org.au/blog). RESA also produce a month eNewsletter which includes a summary and link to the monthly jobs report blog. Subscribe to the eNews at [www.resa.org.au/e-news](http://www.resa.org.au/e-news).*

*For more information about this analysis, contact RESA, at 08 7325 8555*



**RESA**  
Capability Solutions

**HEAD OFFICE**

1 South Road, Thebarton, South Australia 5031  
Phone 08 7325 8555

[info@resa.org.au](mailto:info@resa.org.au) | [www.resa.org.au](http://www.resa.org.au)



Resources and Engineering Skills Alliance



@RESA\_Australia



RESA - Resources and Engineering Skills Alliance