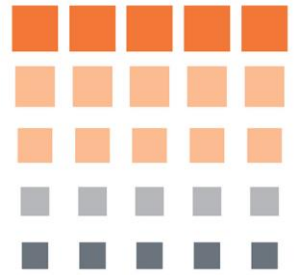




# South Australian Resources Jobs Report Vacancy Analysis

FY 2018-2019  
July Summary



**RESA**  
Capability Solutions

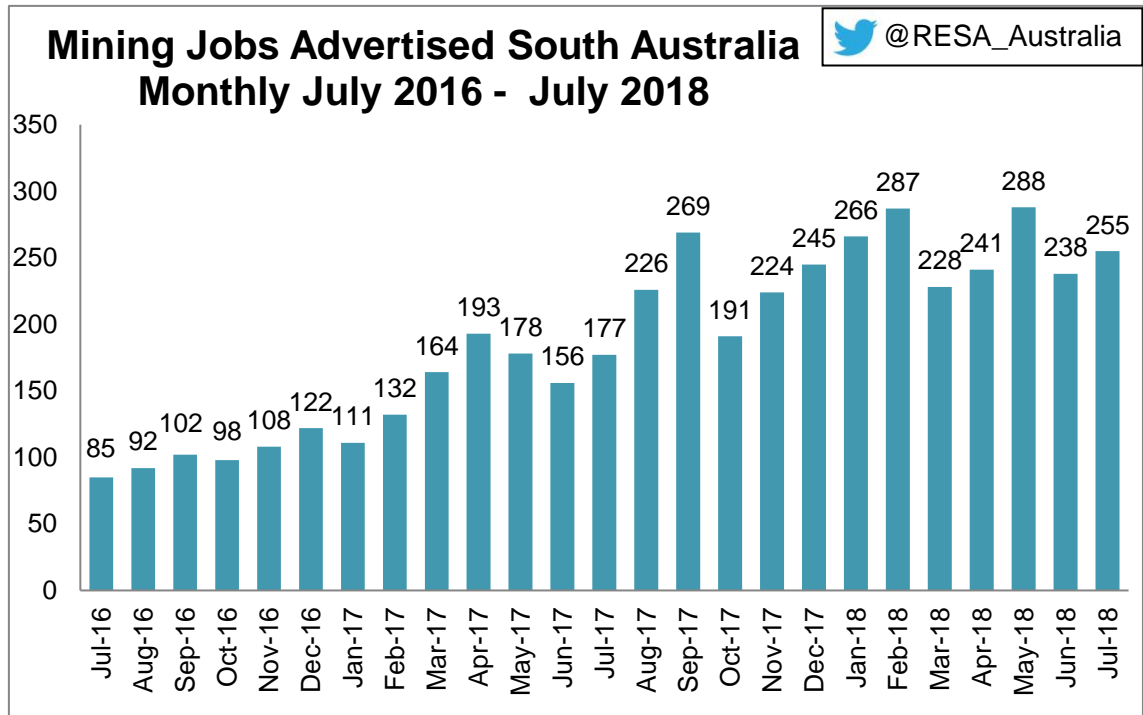




The Resources and Engineering Skills Alliance collects and analyses South Australian resources sector jobs data and has done so for more than five years. The [RESA South Australia Mining and Resources Jobs Reports Vacancy Analysis](#)<sup>1</sup> provides a lead indicator of hiring intentions and market sentiment.

In July 2018, 255 mining and resources advertisements for jobs were placed for roles in South Australia. This is a 44% increase from the advertisements at the same time last year. This overall growth has been consistent over the past 24 months and continues a strong recovery from the downturn and the impact of economic drivers on the resources sector in SA.

Graph 1

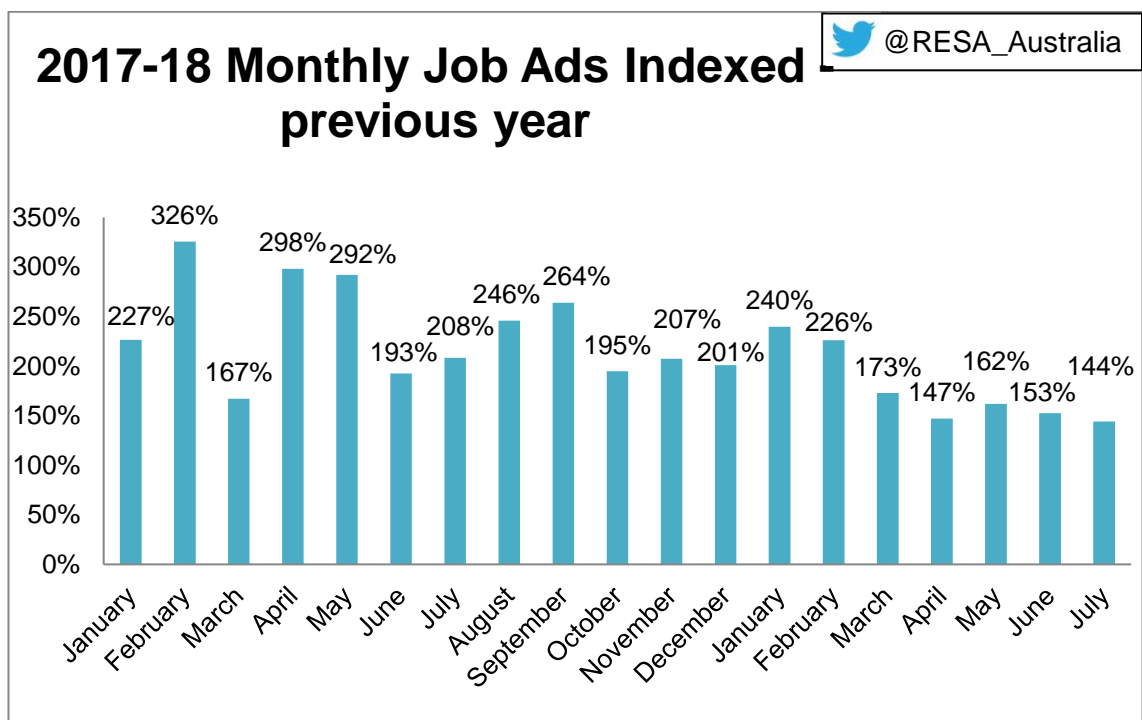


<sup>1</sup> RESA monitors online job advertisements for vacancies for occupations in the resources sector based in South Australia. Where a single vacancy is for multiple positions it is counted as one vacancy unless the number is specified.

## INDEX DATA

Job Ads analysis for 2017-18 indicates that the number of jobs advertised has remained significantly and consistently higher when indexed in a simple comparison against the corresponding month in the previous year. Graph 2 shows this year's result as a percentage of the previous year's advertisements. Twenty-four months of positive growth provides a leading indicator of employment intentions (labour demand) in the South Australian Mining Industry.

Graph 2



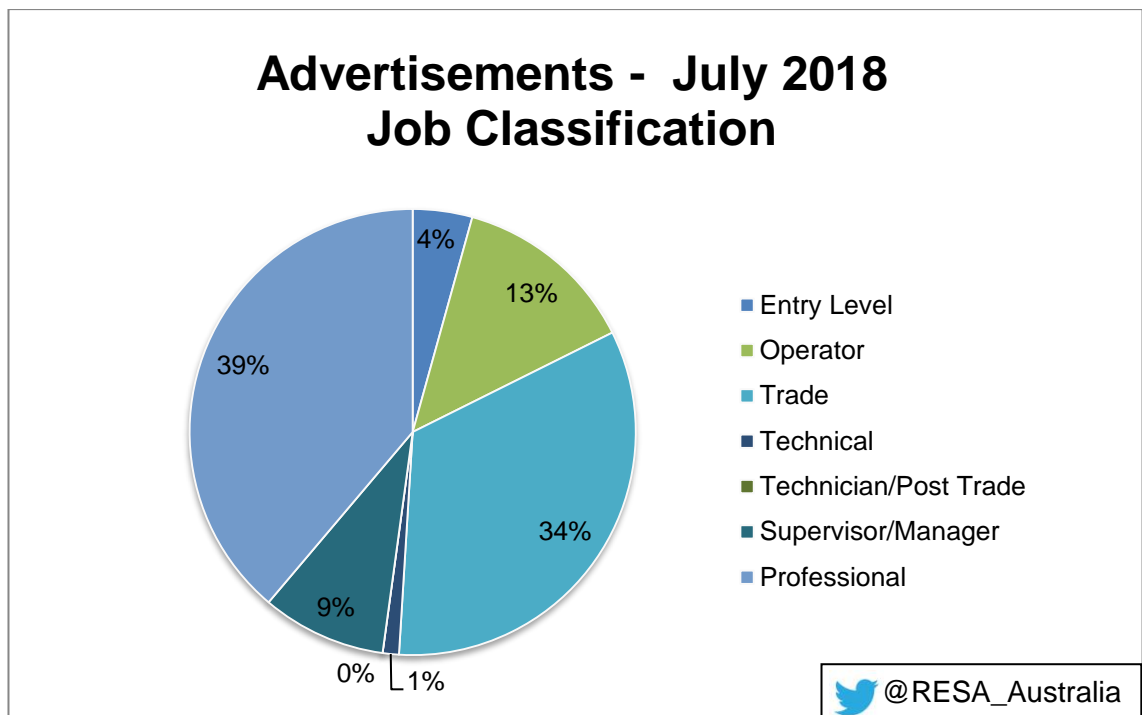
## JOB CLASSIFICATION

Graph 3 shows professional occupations are in most demand at 39% of total vacancies. Professional demand is predominantly for Engineering roles particularly for Mining, Reliability and Project engineers.

Trade occupations represent one third of total vacancies. The trade occupations in most demand were drill fitters, diesel fitters/ diesel mechanics and auto electricians.

Entry level roles increased from June but are consistent with average vacancies in the previous few months.

Graph 3



In July 27% of advertised jobs were in the Maintenance, Mechanical/Metal fields, down from 36% in the previous month. The proportion of Equipment operators was consistent with the previous month. Engineering/Engineering Management subsector vacancies increased to 25% of total jobs, the highest level recorded for 2018. Drilling and blasting were consistent with previous months in exploration and oil and gas roles.

## LOCATION

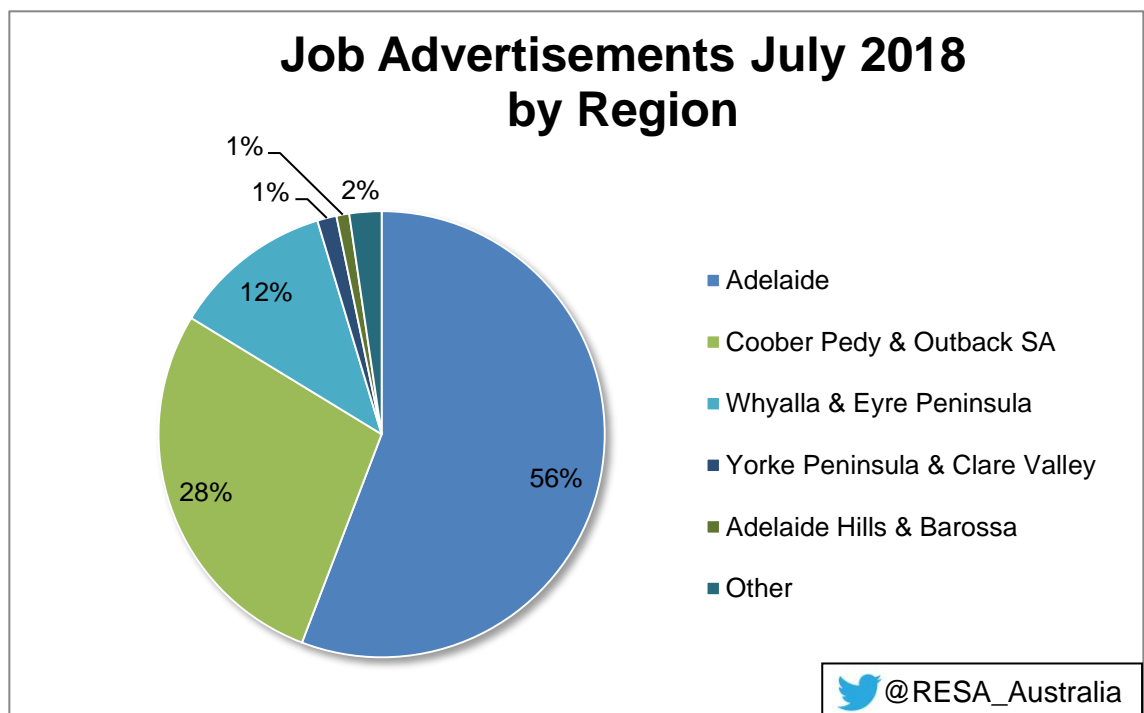
In July the Adelaide metropolitan area continued to be the region for the majority of the positions advertised. With Coober Pedy and Outback SA continuing to be the second most advertised region. Vacancies were listed by 91 different companies – continuing the high level of diversity in employment opportunities.

44% of the roles advertised were explicitly for non-metropolitan South Australia. Of the vacancies advertised in Adelaide 25% were for Mechanical /Maintenance occupations. Engineering occupations represented 23% of advertised Adelaide vacancies. Occupations that are likely to be undertaken in regional SA but listed as Adelaide vacancies made up 36% of the Adelaide job advertisements.

Of the vacancies advertised in Coober Pedy and Outback SA roles in Mechanical/Metal – Maintenance decreased to 29%, Equipment Operator vacancies decreased to 19%. Engineering roles increased to 21% of the total vacancies.

In July, 11 vacancies were listed for jobs interstate (not included in total) for positions requiring relocation interstate, with an additional 5 vacancies FIFO from Adelaide to jobs located in WA or QLD.

Graph 4





## CONCLUSION

During July the number of positions advertised saw substantial growth on the vacancies listed in the same period in 2017. This continues consistent growth in employment opportunities in the resources sector since February 2016.

The sector has continued to generate a broad range of new job opportunities across industry sectors. The high demand for trades (particularly fitter, diesel and auto electrical trades) continues which has potential to become a problem for both mining operators and the supply chain. In July, the proportion of engineering roles increased across both regional and metropolitan locations.

Mining operators, labour hire, contractor and recruitment companies were all strongly represented in the types of employers indicating job opportunities arising across all tiers of the sector.

### **ABOUT THIS REPORT**

*The South Australia Mining and Energy Hiring Intentions Report is a quarterly indicator compiled by RESA based upon publicly available data. This report focusses on job advertisements as an indicator of employment trends rather than as a summary of total employment or economic activity in the sector, and as such is intended as a measure of market sentiment.*

*A monthly jobs report blog is posted at [www.resa.org.au/blog](http://www.resa.org.au/blog). RESA also produce a month eNewsletter which includes a summary and link to the monthly jobs report blog. Subscribe to the eNews at [www.resa.org.au/e-news](http://www.resa.org.au/e-news).*

*For more information about this analysis, contact RESA, at 08 7325 8555*



**RESA**  
Capability Solutions

**HEAD OFFICE**

1 South Road, Thebarton, South Australia 5031  
Phone 08 7325 8555

[info@resa.org.au](mailto:info@resa.org.au) | [www.resa.org.au](http://www.resa.org.au)



Resources and Engineering Skills Alliance



@RESA\_Australia



RESA - Resources and Engineering Skills Alliance